

# Local Market Update – October 2022

A RESEARCH TOOL PROVIDED BY THE COLUMBUS REALTORS®  
BASED ON RESIDENTIAL LISTING DATA ONLY



## Olentangy Local School District

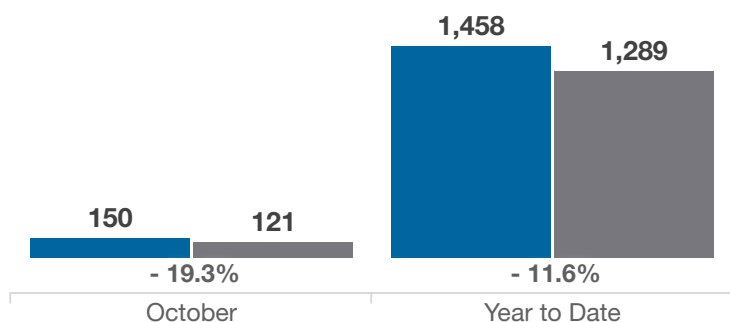
Delaware and Franklin Counties

Key Metrics	October			Year to Date		
	2021	2022	% Change	Thru 10-2021	Thru 10-2022	% Change
Closed Sales	150	121	- 19.3%	1,458	1,289	- 11.6%
In Contracts	142	112	- 21.1%	1,509	1,348	- 10.7%
Average Sales Price*	\$505,280	\$552,900	+ 9.4%	\$488,135	\$536,857	+ 10.0%
Median Sales Price*	\$469,000	\$497,500	+ 6.1%	\$445,000	\$500,000	+ 12.4%
Average Price Per Square Foot*	\$196.35	\$223.22	+ 13.7%	\$190.14	\$214.75	+ 12.9%
Percent of Original List Price Received*	101.7%	99.2%	- 2.5%	102.4%	103.0%	+ 0.6%
Percent of Last List Price Received*	102.4%	99.9%	- 2.4%	102.7%	103.2%	+ 0.5%
Days on Market Until Sale	11	23	+ 109.1%	19	17	- 10.5%
New Listings	133	110	- 17.3%	1,610	1,552	- 3.6%
Median List Price of New Listings	\$449,900	\$534,950	+ 18.9%	\$439,900	\$500,000	+ 13.7%
Median List Price at Time of Sale	\$452,500	\$499,900	+ 10.5%	\$435,000	\$491,000	+ 12.9%
Inventory of Homes for Sale	109	172	+ 57.8%	—	—	—
Months Supply of Inventory	0.8	1.3	+ 62.5%	—	—	—

\* Does not account for sale concessions and/or downpayment assistance. | Percent changes are calculated using rounded figures and can sometimes look extreme due to small sample size.

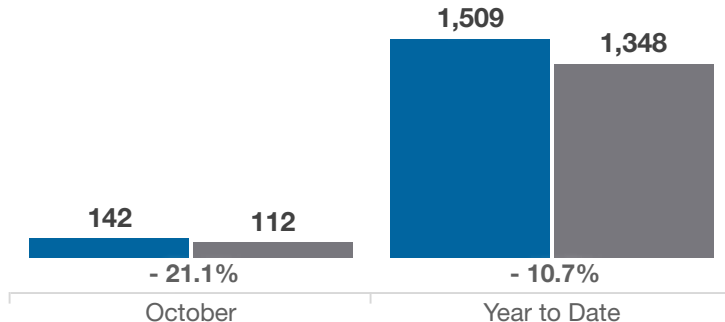
### Closed Sales

■ 2021 ■ 2022



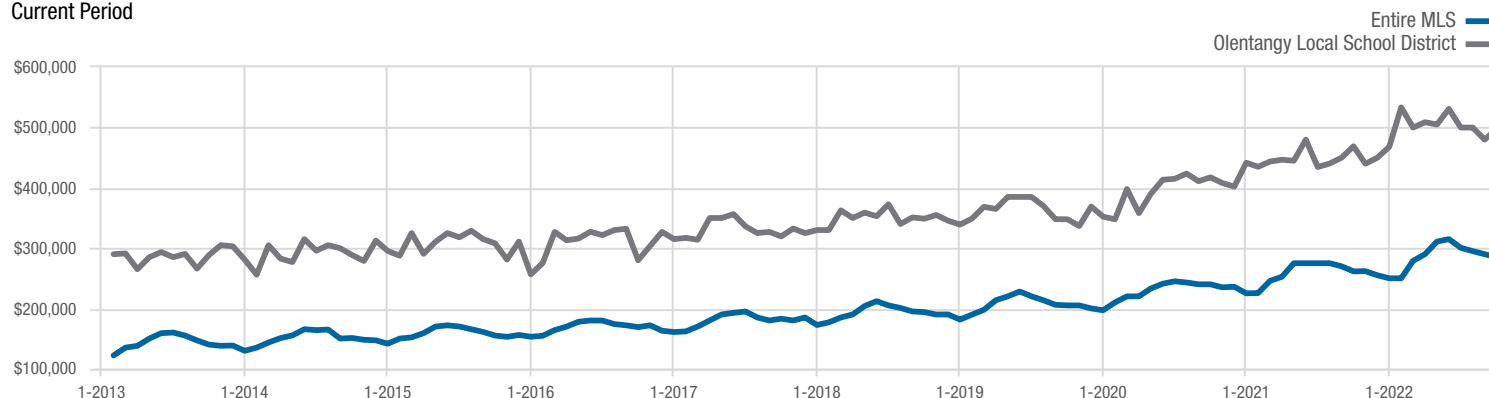
### In Contracts

■ 2021 ■ 2022



### Median Sales Price

Current Period



Each data point represents the median sales price in a given month.

# Local Market Update – October 2022

A RESEARCH TOOL PROVIDED BY THE COLUMBUS REALTORS®  
BASED ON RESIDENTIAL LISTING DATA ONLY

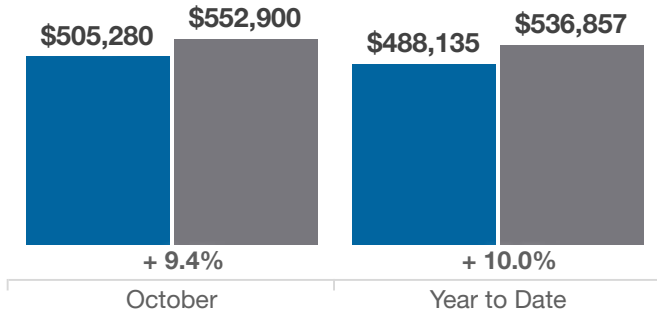


## Olentangy Local School District

Delaware and Franklin Counties

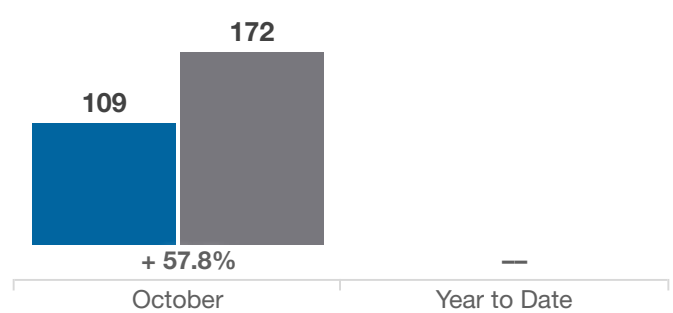
### Average Sales Price

■ 2021 ■ 2022



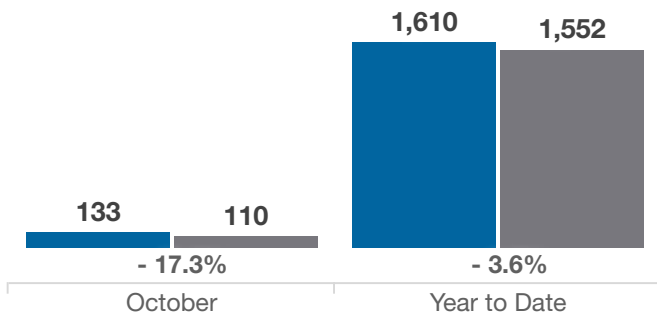
### Inventory of Homes for Sale

■ 2021 ■ 2022



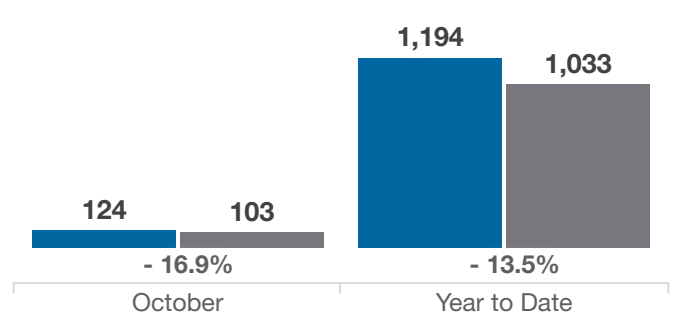
### New Listings

■ 2021 ■ 2022



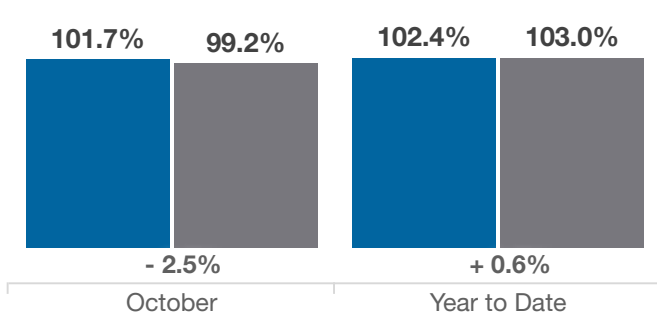
### Single Family Sales

■ 2021 ■ 2022



### Pct. Of Orig. List Price Received

■ 2021 ■ 2022



### Condo Sales

■ 2021 ■ 2022

