

Local Market Update – October 2022

A RESEARCH TOOL PROVIDED BY THE COLUMBUS REALTORS®
BASED ON RESIDENTIAL LISTING DATA ONLY



Reynoldsburg City School District

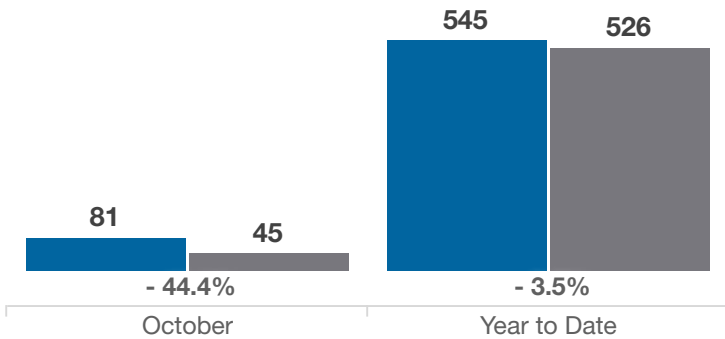
Franklin, Fairfield and Licking Counties

Key Metrics	October			Year to Date		
	2021	2022	% Change	Thru 10-2021	Thru 10-2022	% Change
Closed Sales	81	45	- 44.4%	545	526	- 3.5%
In Contracts	80	51	- 36.3%	583	526	- 9.8%
Average Sales Price*	\$251,696	\$289,051	+ 14.8%	\$242,260	\$282,100	+ 16.4%
Median Sales Price*	\$253,000	\$303,000	+ 19.8%	\$237,450	\$280,000	+ 17.9%
Average Price Per Square Foot*	\$150.65	\$164.75	+ 9.4%	\$145.50	\$164.27	+ 12.9%
Percent of Original List Price Received*	103.0%	98.2%	- 4.7%	105.0%	104.0%	- 1.0%
Percent of Last List Price Received*	102.8%	99.6%	- 3.1%	104.6%	104.1%	- 0.5%
Days on Market Until Sale	10	15	+ 50.0%	8	10	+ 25.0%
New Listings	67	60	- 10.4%	614	591	- 3.7%
Median List Price of New Listings	\$214,900	\$271,950	+ 26.5%	\$229,900	\$277,438	+ 20.7%
Median List Price at Time of Sale	\$229,900	\$299,900	+ 30.4%	\$225,000	\$274,900	+ 22.2%
Inventory of Homes for Sale	26	61	+ 134.6%	—	—	—
Months Supply of Inventory	0.5	1.2	+ 140.0%	—	—	—

* Does not account for sale concessions and/or downpayment assistance. | Percent changes are calculated using rounded figures and can sometimes look extreme due to small sample size.

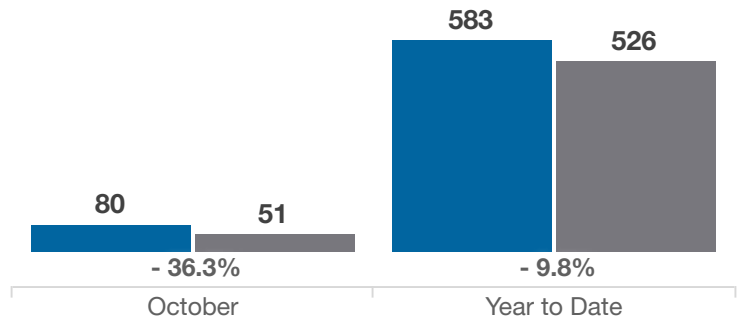
Closed Sales

■ 2021 ■ 2022



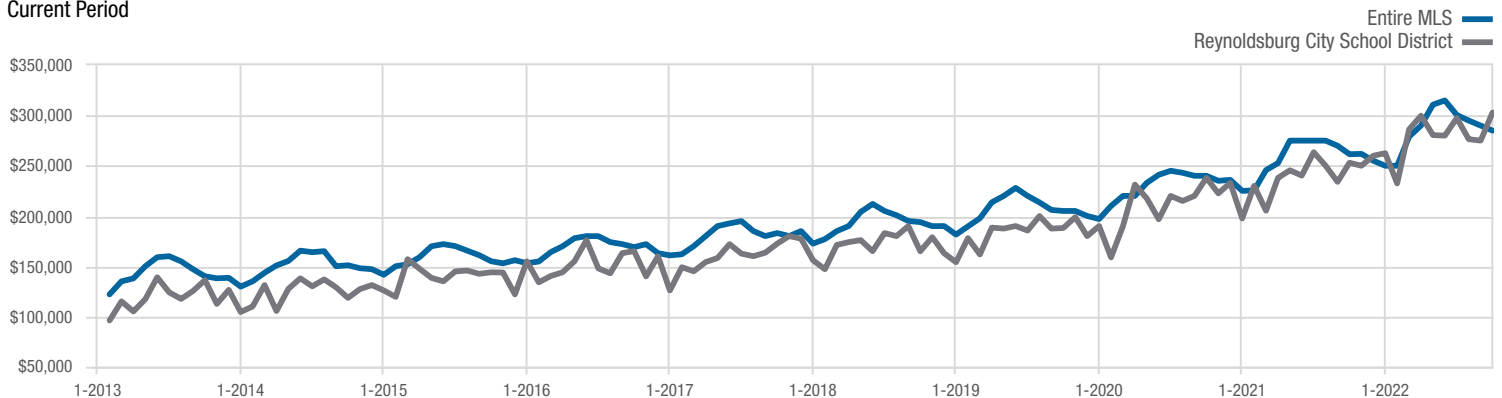
In Contracts

■ 2021 ■ 2022



Median Sales Price

Current Period



Each data point represents the median sales price in a given month.

Local Market Update – October 2022

A RESEARCH TOOL PROVIDED BY THE COLUMBUS REALTORS®
BASED ON RESIDENTIAL LISTING DATA ONLY

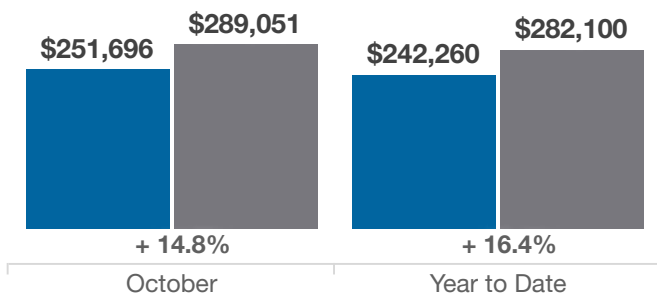


Reynoldsburg City School District

Franklin, Fairfield and Licking Counties

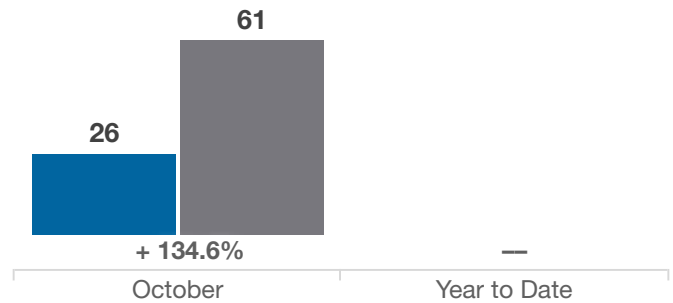
Average Sales Price

■ 2021 ■ 2022



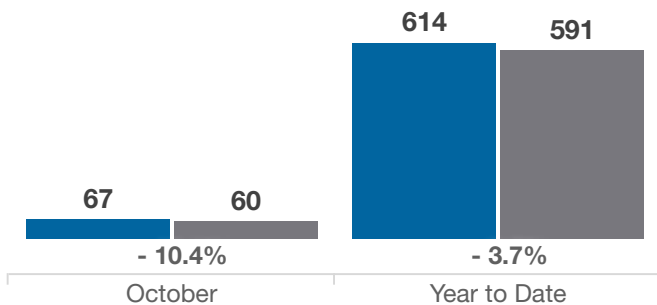
Inventory of Homes for Sale

■ 2021 ■ 2022



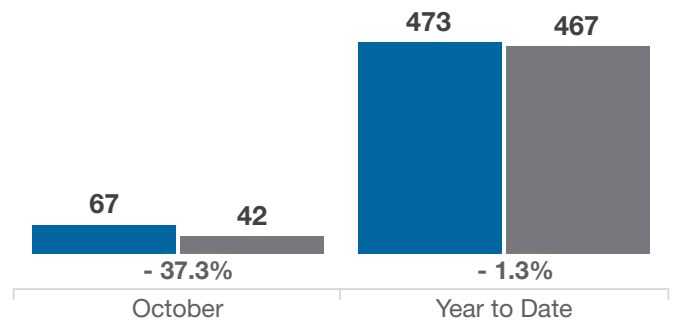
New Listings

■ 2021 ■ 2022



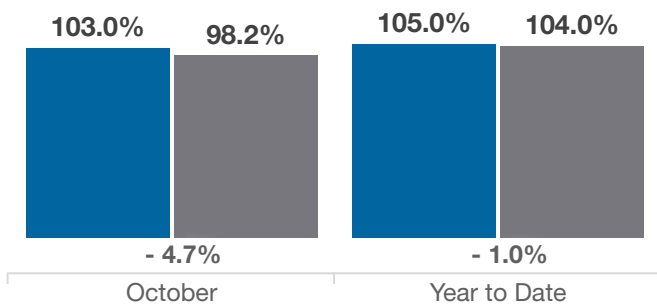
Single Family Sales

■ 2021 ■ 2022



Pct. Of Orig. List Price Received

■ 2021 ■ 2022



Condo Sales

■ 2021 ■ 2022

