

Local Market Update – October 2022

A RESEARCH TOOL PROVIDED BY THE COLUMBUS REALTORS®
BASED ON RESIDENTIAL LISTING DATA ONLY



South-Western City School District (Grove City)

Franklin and Pickaway Counties

| Key Metrics | October | | | Year to Date | | |
|--|-----------|-----------|----------|--------------|--------------|----------|
| | 2021 | 2022 | % Change | Thru 10-2021 | Thru 10-2022 | % Change |
| Closed Sales | 204 | 153 | - 25.0% | 1,920 | 1,656 | - 13.8% |
| In Contracts | 219 | 174 | - 20.5% | 2,010 | 1,692 | - 15.8% |
| Average Sales Price* | \$252,631 | \$275,464 | + 9.0% | \$255,572 | \$286,003 | + 11.9% |
| Median Sales Price* | \$245,000 | \$260,000 | + 6.1% | \$240,000 | \$270,000 | + 12.5% |
| Average Price Per Square Foot* | \$159.30 | \$174.63 | + 9.6% | \$157.38 | \$177.78 | + 13.0% |
| Percent of Original List Price Received* | 102.0% | 98.8% | - 3.1% | 103.7% | 102.3% | - 1.4% |
| Percent of Last List Price Received* | 102.5% | 100.1% | - 2.3% | 103.7% | 102.8% | - 0.9% |
| Days on Market Until Sale | 9 | 20 | + 122.2% | 10 | 14 | + 40.0% |
| New Listings | 180 | 169 | - 6.1% | 2,150 | 1,907 | - 11.3% |
| Median List Price of New Listings | \$240,000 | \$265,000 | + 10.4% | \$235,000 | \$260,000 | + 10.6% |
| Median List Price at Time of Sale | \$239,900 | \$259,900 | + 8.3% | \$229,900 | \$259,000 | + 12.7% |
| Inventory of Homes for Sale | 130 | 205 | + 57.7% | — | — | — |
| Months Supply of Inventory | 0.7 | 1.2 | + 71.4% | — | — | — |

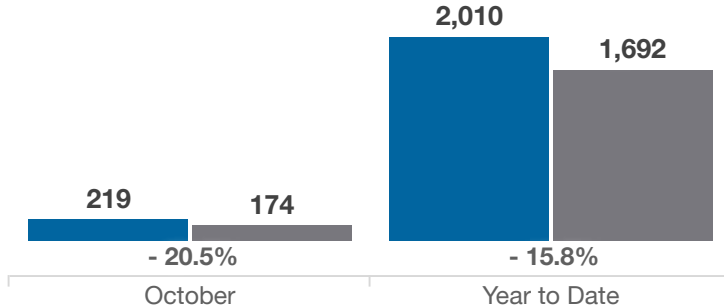
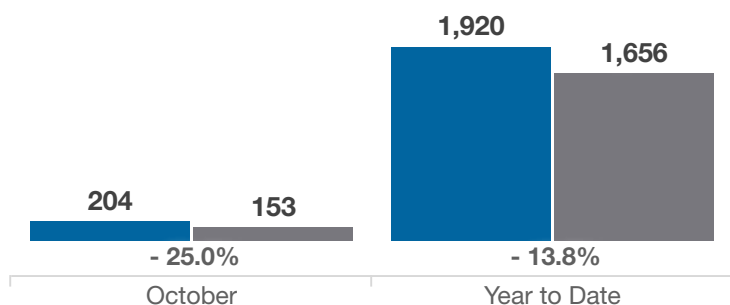
* Does not account for sale concessions and/or downpayment assistance. | Percent changes are calculated using rounded figures and can sometimes look extreme due to small sample size.

Closed Sales

■ 2021 ■ 2022

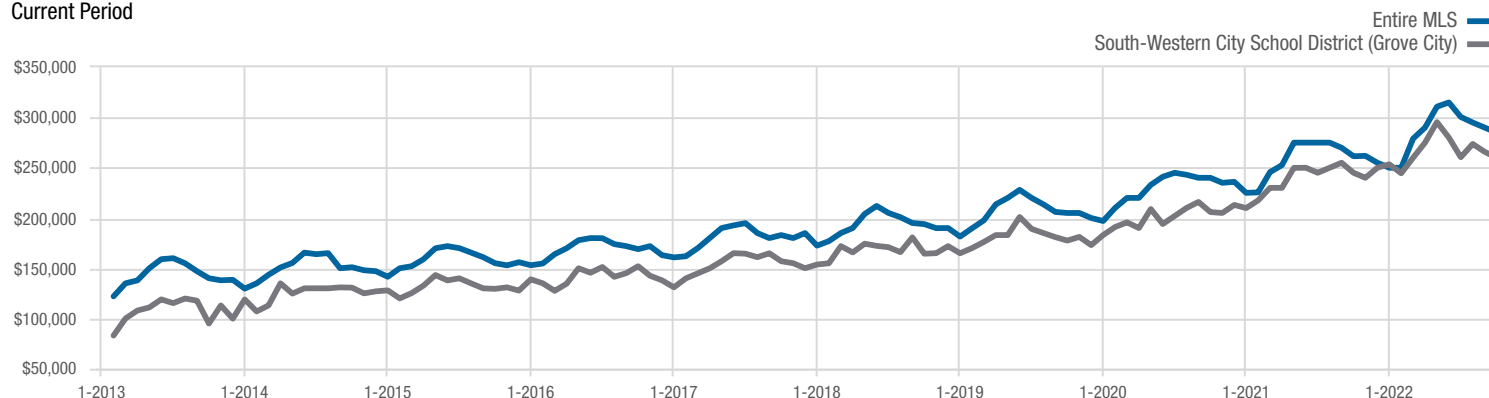
In Contracts

■ 2021 ■ 2022



Median Sales Price

Current Period



Each data point represents the median sales price in a given month.

Local Market Update – October 2022

A RESEARCH TOOL PROVIDED BY THE COLUMBUS REALTORS®
BASED ON RESIDENTIAL LISTING DATA ONLY

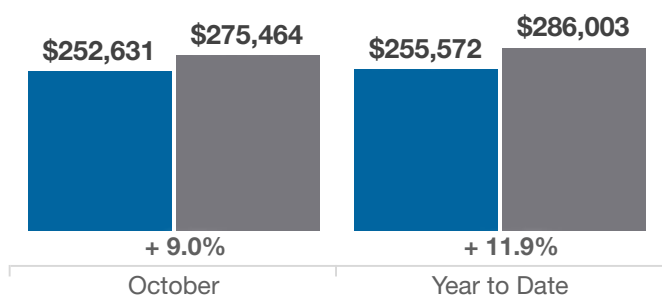


South-Western City School District (Grove City)

Franklin and Pickaway Counties

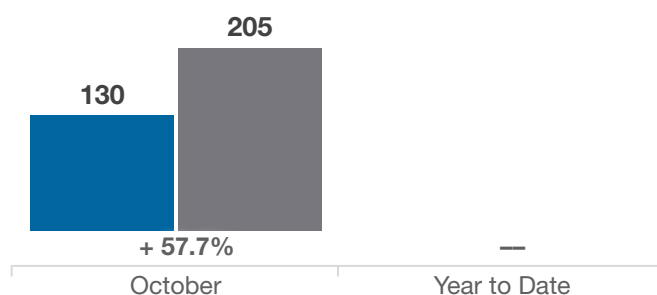
Average Sales Price

■ 2021 ■ 2022



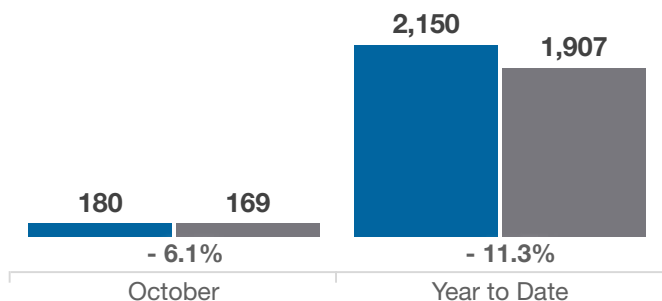
Inventory of Homes for Sale

■ 2021 ■ 2022



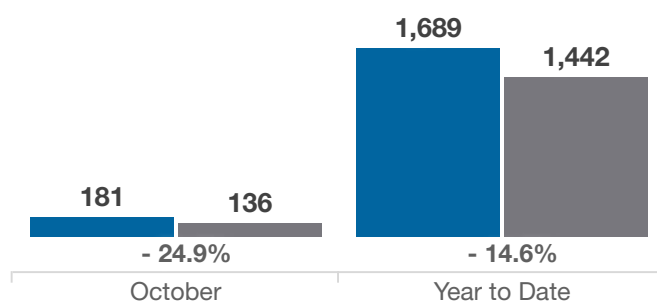
New Listings

■ 2021 ■ 2022



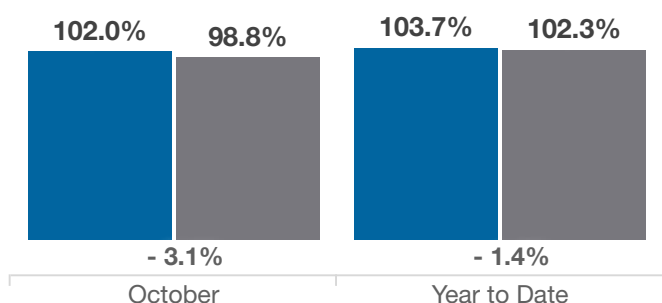
Single Family Sales

■ 2021 ■ 2022



Pct. Of Orig. List Price Received

■ 2021 ■ 2022



Condo Sales

■ 2021 ■ 2022

