

# Local Market Update – October 2022

A RESEARCH TOOL PROVIDED BY THE COLUMBUS REALTORS®  
BASED ON RESIDENTIAL LISTING DATA ONLY



## Washington Court House City School District

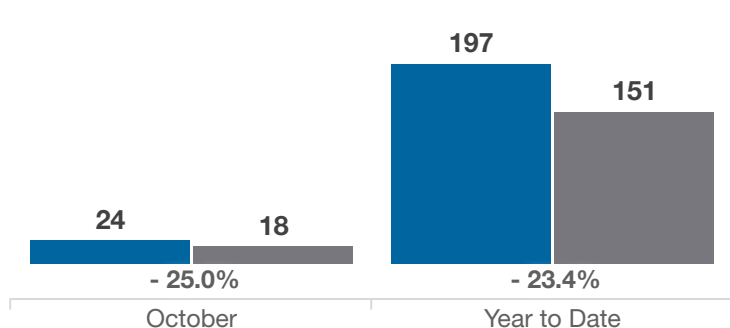
Fayette County

Key Metrics	October			Year to Date		
	2021	2022	% Change	Thru 10-2021	Thru 10-2022	% Change
Closed Sales	24	18	- 25.0%	197	151	- 23.4%
In Contracts	26	13	- 50.0%	218	151	- 30.7%
Average Sales Price*	\$174,800	\$193,256	+ 10.6%	\$158,951	\$177,826	+ 11.9%
Median Sales Price*	\$167,250	\$191,000	+ 14.2%	\$150,000	\$164,900	+ 9.9%
Average Price Per Square Foot*	\$106.89	\$130.96	+ 22.5%	\$102.97	\$117.14	+ 13.8%
Percent of Original List Price Received*	96.6%	97.7%	+ 1.1%	99.7%	98.2%	- 1.5%
Percent of Last List Price Received*	98.0%	98.8%	+ 0.8%	100.0%	99.9%	- 0.1%
Days on Market Until Sale	26	23	- 11.5%	30	15	- 50.0%
New Listings	19	21	+ 10.5%	233	186	- 20.2%
Median List Price of New Listings	\$157,500	\$164,900	+ 4.7%	\$146,000	\$159,900	+ 9.5%
Median List Price at Time of Sale	\$169,700	\$193,450	+ 14.0%	\$148,500	\$159,900	+ 7.7%
Inventory of Homes for Sale	22	27	+ 22.7%	—	—	—
Months Supply of Inventory	1.1	1.8	+ 63.6%	—	—	—

\* Does not account for sale concessions and/or downpayment assistance. | Percent changes are calculated using rounded figures and can sometimes look extreme due to small sample size.

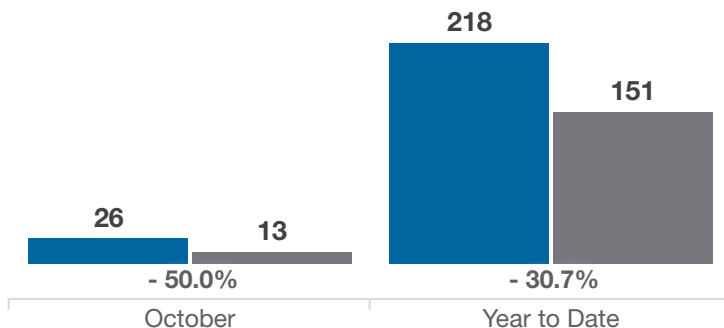
### Closed Sales

■ 2021 ■ 2022



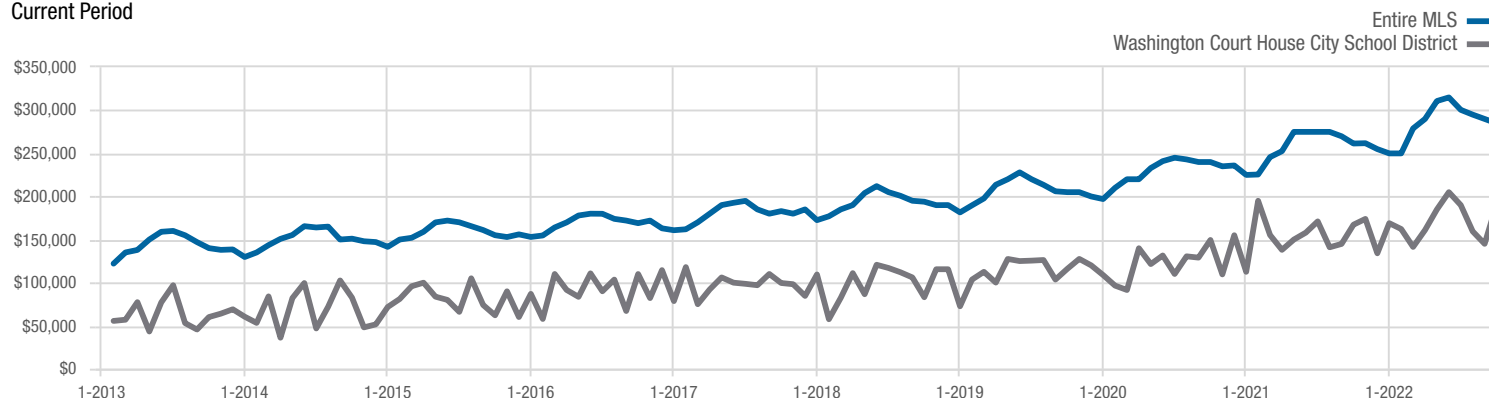
### In Contracts

■ 2021 ■ 2022



### Median Sales Price

Current Period



Each data point represents the median sales price in a given month.

# Local Market Update – October 2022

A RESEARCH TOOL PROVIDED BY THE COLUMBUS REALTORS®  
BASED ON RESIDENTIAL LISTING DATA ONLY

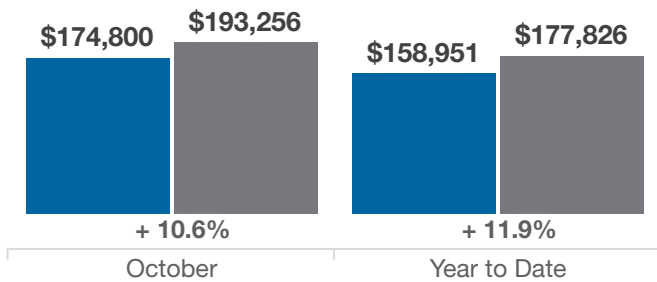


## Washington Court House City School District

Fayette County

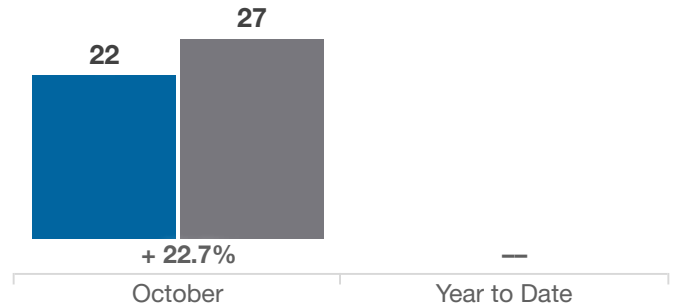
### Average Sales Price

■ 2021 ■ 2022



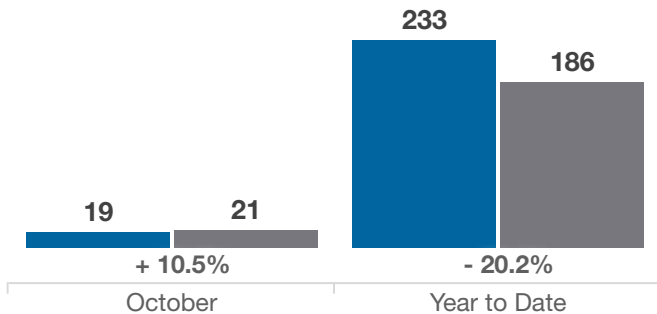
### Inventory of Homes for Sale

■ 2021 ■ 2022



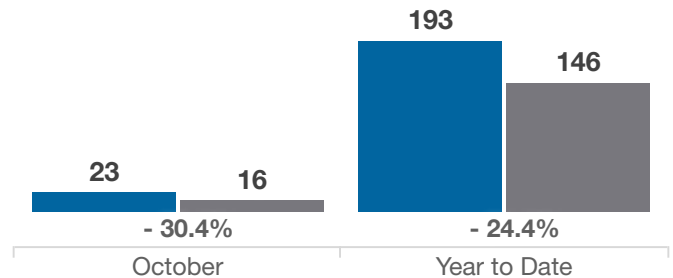
### New Listings

■ 2021 ■ 2022



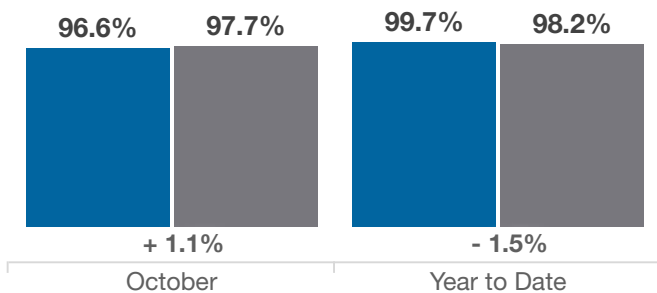
### Single Family Sales

■ 2021 ■ 2022



### Pct. Of Orig. List Price Received

■ 2021 ■ 2022



### Condo Sales

■ 2021 ■ 2022

