

Local Market Update – November 2022

A RESEARCH TOOL PROVIDED BY THE COLUMBUS REALTORS®
BASED ON RESIDENTIAL LISTING DATA ONLY



Big Walnut Local School District

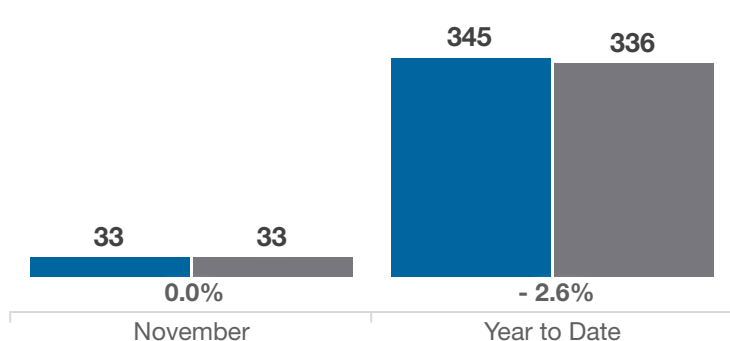
Delaware County

Key Metrics	November			Year to Date		
	2021	2022	% Change	Thru 11-2021	Thru 11-2022	% Change
Closed Sales	33	33	0.0%	345	336	- 2.6%
In Contracts	29	18	- 37.9%	370	340	- 8.1%
Average Sales Price*	\$394,284	\$554,606	+ 40.7%	\$461,119	\$533,850	+ 15.8%
Median Sales Price*	\$370,000	\$557,776	+ 50.8%	\$416,542	\$475,000	+ 14.0%
Average Price Per Square Foot*	\$203.13	\$239.81	+ 18.1%	\$198.11	\$232.42	+ 17.3%
Percent of Original List Price Received*	100.1%	101.3%	+ 1.2%	101.0%	101.3%	+ 0.3%
Percent of Last List Price Received*	100.8%	102.5%	+ 1.7%	101.7%	101.9%	+ 0.2%
Days on Market Until Sale	16	12	- 25.0%	20	17	- 15.0%
New Listings	26	20	- 23.1%	385	387	+ 0.5%
Median List Price of New Listings	\$382,176	\$499,950	+ 30.8%	\$424,900	\$490,000	+ 15.3%
Median List Price at Time of Sale	\$370,000	\$559,687	+ 51.3%	\$409,950	\$465,000	+ 13.4%
Inventory of Homes for Sale	25	45	+ 80.0%	—	—	—
Months Supply of Inventory	0.8	1.5	+ 87.5%	—	—	—

* Does not account for sale concessions and/or downpayment assistance. | Percent changes are calculated using rounded figures and can sometimes look extreme due to small sample size.

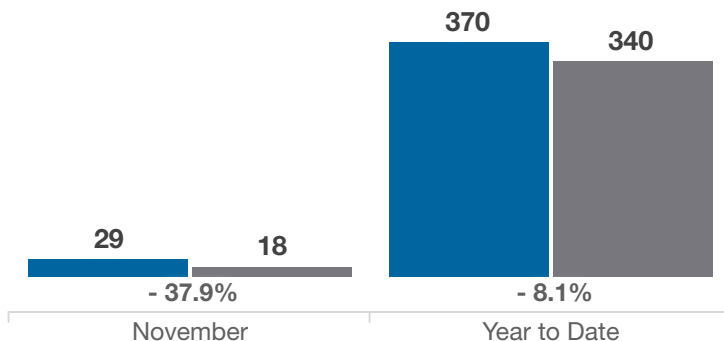
Closed Sales

■ 2021 ■ 2022



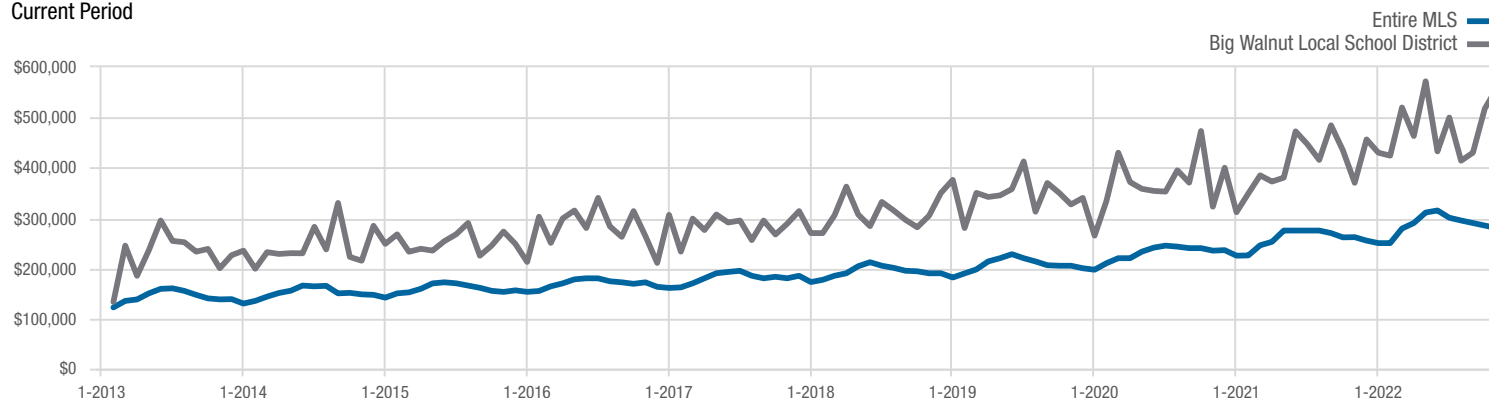
In Contracts

■ 2021 ■ 2022



Median Sales Price

Current Period



Each data point represents the median sales price in a given month.

Local Market Update – November 2022

A RESEARCH TOOL PROVIDED BY THE COLUMBUS REALTORS®
BASED ON RESIDENTIAL LISTING DATA ONLY

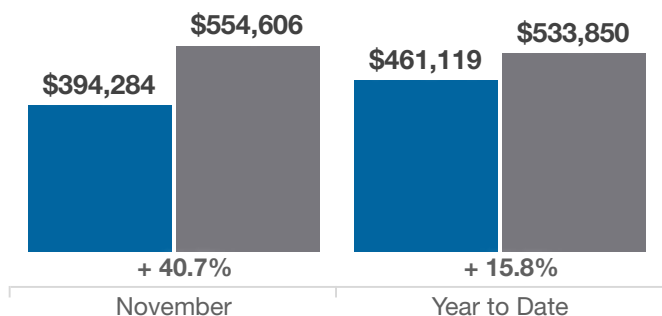


Big Walnut Local School District

Delaware County

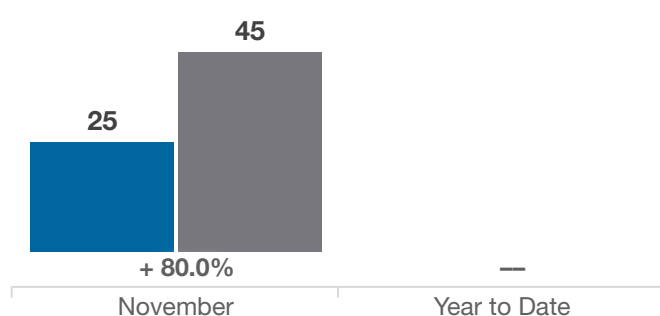
Average Sales Price

■ 2021 ■ 2022



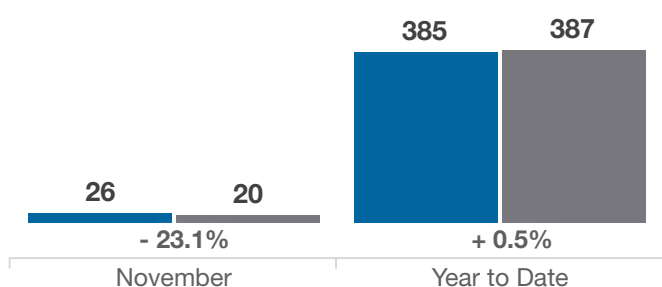
Inventory of Homes for Sale

■ 2021 ■ 2022



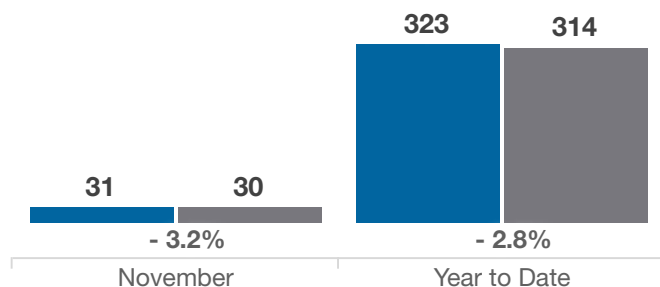
New Listings

■ 2021 ■ 2022



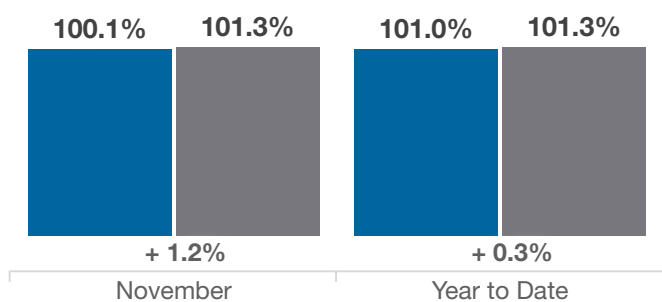
Single Family Sales

■ 2021 ■ 2022



Pct. Of Orig. List Price Received

■ 2021 ■ 2022



Condo Sales

■ 2021 ■ 2022

