

Local Market Update – November 2022

A RESEARCH TOOL PROVIDED BY THE COLUMBUS REALTORS®
BASED ON RESIDENTIAL LISTING DATA ONLY



Canal Winchester City School District

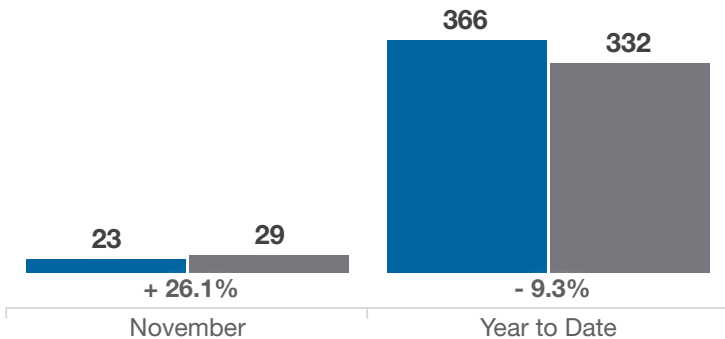
Franklin and Fairfield Counties

Key Metrics	November			Year to Date		
	2021	2022	% Change	Thru 11-2021	Thru 11-2022	% Change
Closed Sales	23	29	+ 26.1%	366	332	- 9.3%
In Contracts	35	21	- 40.0%	381	317	- 16.8%
Average Sales Price*	\$319,795	\$342,552	+ 7.1%	\$306,334	\$354,060	+ 15.6%
Median Sales Price*	\$295,500	\$315,000	+ 6.6%	\$285,000	\$337,431	+ 18.4%
Average Price Per Square Foot*	\$158.36	\$173.87	+ 9.8%	\$156.70	\$183.65	+ 17.2%
Percent of Original List Price Received*	102.4%	95.8%	- 6.4%	104.1%	102.2%	- 1.8%
Percent of Last List Price Received*	102.8%	98.2%	- 4.5%	103.7%	102.9%	- 0.8%
Days on Market Until Sale	10	26	+ 160.0%	7	13	+ 85.7%
New Listings	34	20	- 41.2%	410	366	- 10.7%
Median List Price of New Listings	\$285,500	\$322,000	+ 12.8%	\$283,865	\$319,900	+ 12.7%
Median List Price at Time of Sale	\$289,900	\$319,900	+ 10.3%	\$274,950	\$322,450	+ 17.3%
Inventory of Homes for Sale	17	35	+ 105.9%	—	—	—
Months Supply of Inventory	0.5	1.2	+ 140.0%	—	—	—

* Does not account for sale concessions and/or downpayment assistance. | Percent changes are calculated using rounded figures and can sometimes look extreme due to small sample size.

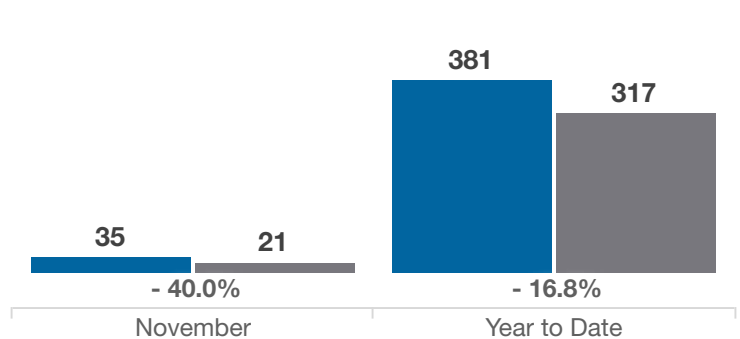
Closed Sales

■ 2021 ■ 2022



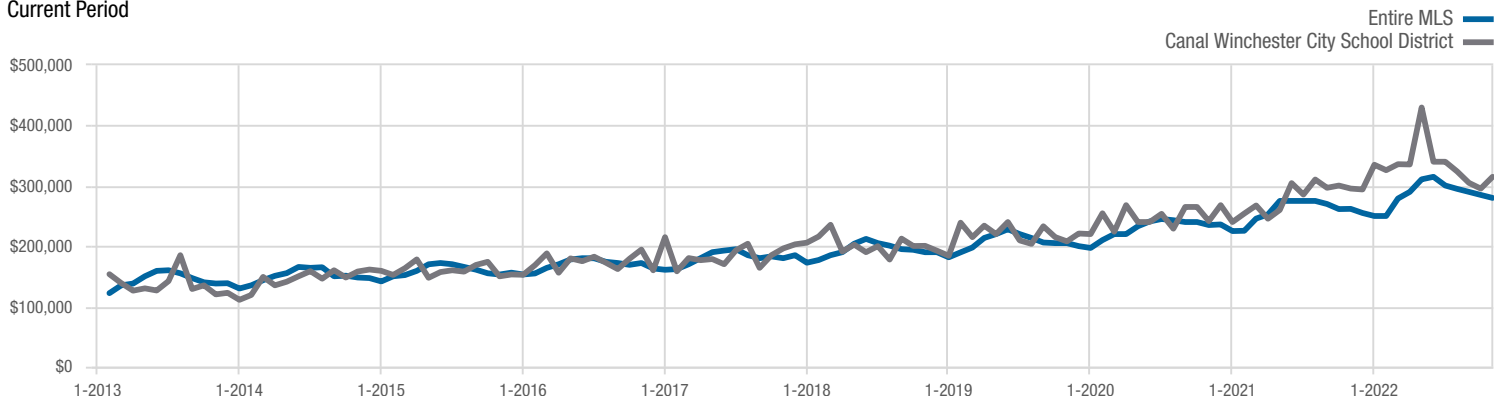
In Contracts

■ 2021 ■ 2022



Median Sales Price

Current Period



Each data point represents the median sales price in a given month.

Local Market Update – November 2022

A RESEARCH TOOL PROVIDED BY THE COLUMBUS REALTORS®
BASED ON RESIDENTIAL LISTING DATA ONLY

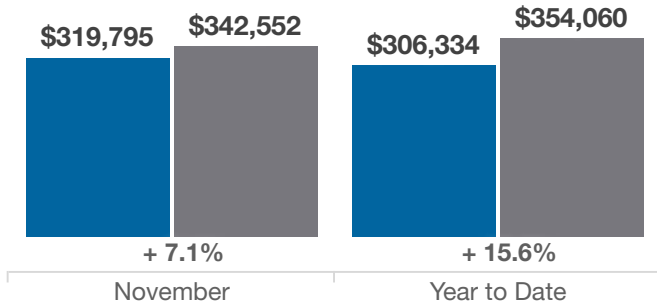


Canal Winchester City School District

Franklin and Fairfield Counties

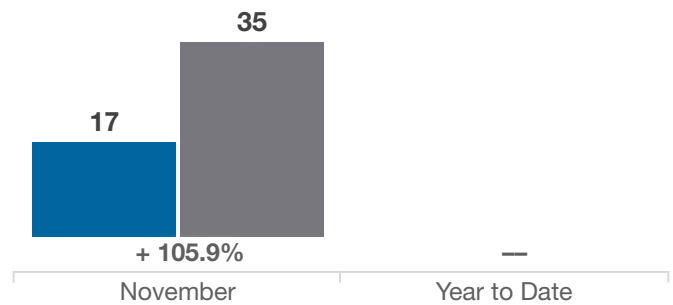
Average Sales Price

■ 2021 ■ 2022



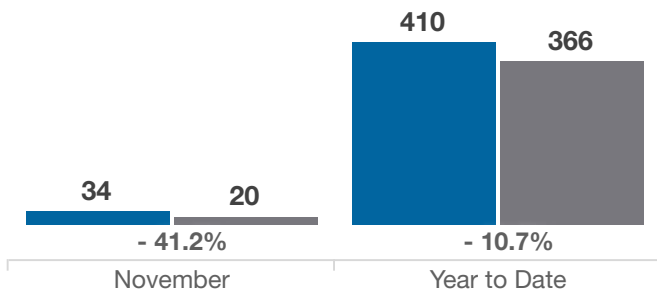
Inventory of Homes for Sale

■ 2021 ■ 2022



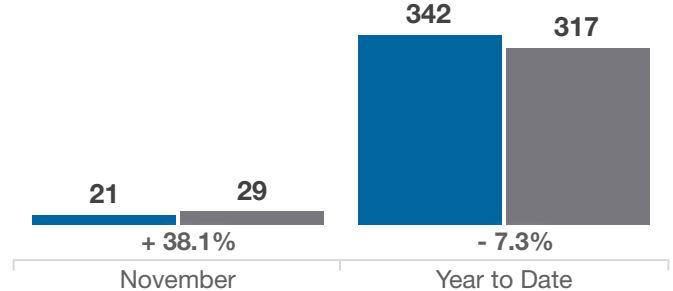
New Listings

■ 2021 ■ 2022



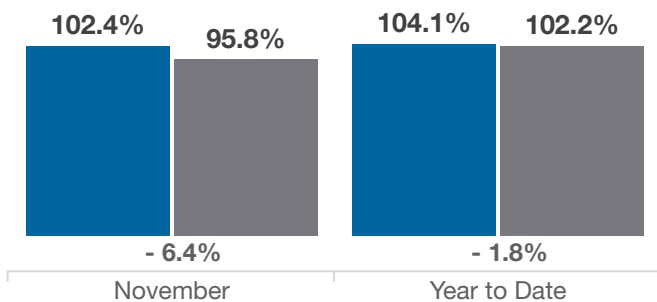
Single Family Sales

■ 2021 ■ 2022



Pct. Of Orig. List Price Received

■ 2021 ■ 2022



Condo Sales

■ 2021 ■ 2022

