

Local Market Update – November 2022

A RESEARCH TOOL PROVIDED BY THE COLUMBUS REALTORS®
BASED ON RESIDENTIAL LISTING DATA ONLY



Dublin City School District

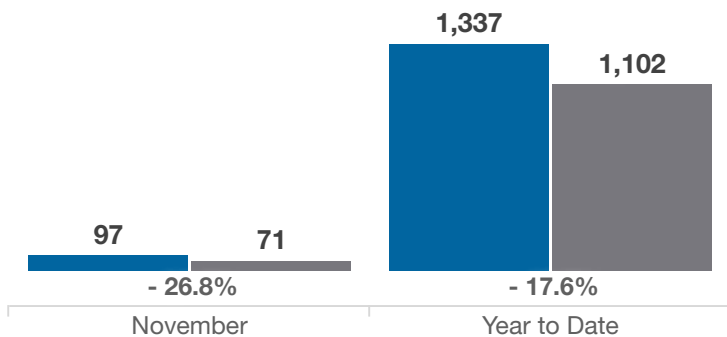
Franklin, Delaware and Union Counties

Key Metrics	November			Year to Date		
	2021	2022	% Change	Thru 11-2021	Thru 11-2022	% Change
Closed Sales	97	71	- 26.8%	1,337	1,102	- 17.6%
In Contracts	83	67	- 19.3%	1,361	1,130	- 17.0%
Average Sales Price*	\$408,837	\$479,527	+ 17.3%	\$457,393	\$510,668	+ 11.6%
Median Sales Price*	\$415,000	\$432,500	+ 4.2%	\$415,000	\$457,455	+ 10.2%
Average Price Per Square Foot*	\$190.55	\$205.08	+ 7.6%	\$191.61	\$214.15	+ 11.8%
Percent of Original List Price Received*	100.6%	99.3%	- 1.3%	101.9%	102.6%	+ 0.7%
Percent of Last List Price Received*	101.2%	100.4%	- 0.8%	102.5%	103.1%	+ 0.6%
Days on Market Until Sale	14	19	+ 35.7%	16	14	- 12.5%
New Listings	85	51	- 40.0%	1,422	1,258	- 11.5%
Median List Price of New Listings	\$365,000	\$479,900	+ 31.5%	\$412,000	\$479,900	+ 16.5%
Median List Price at Time of Sale	\$399,900	\$422,500	+ 5.7%	\$400,000	\$445,000	+ 11.3%
Inventory of Homes for Sale	75	93	+ 24.0%	—	—	—
Months Supply of Inventory	0.6	0.9	+ 50.0%	—	—	—

* Does not account for sale concessions and/or downpayment assistance. | Percent changes are calculated using rounded figures and can sometimes look extreme due to small sample size.

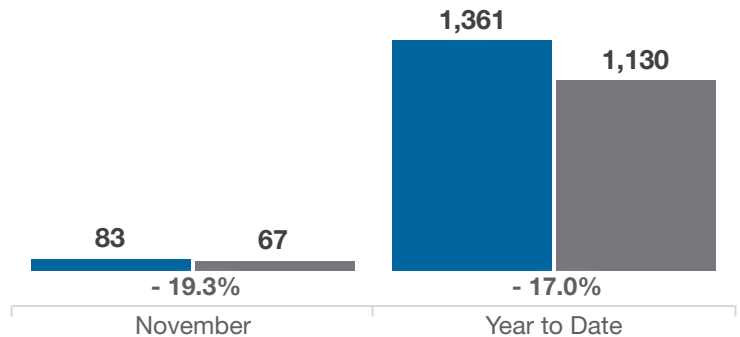
Closed Sales

■ 2021 ■ 2022



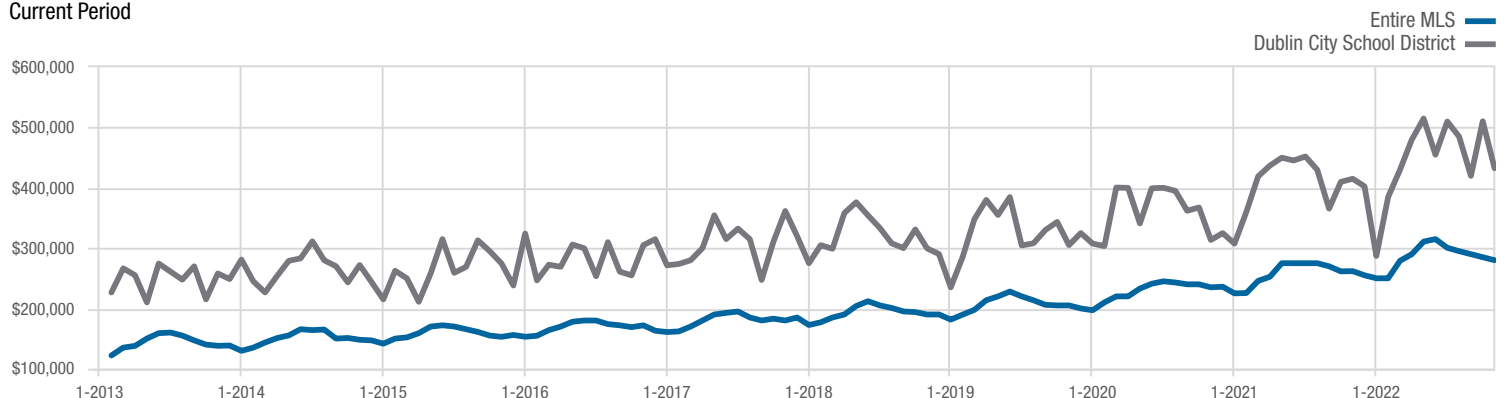
In Contracts

■ 2021 ■ 2022



Median Sales Price

Current Period



Each data point represents the median sales price in a given month.

Local Market Update – November 2022

A RESEARCH TOOL PROVIDED BY THE COLUMBUS REALTORS®
BASED ON RESIDENTIAL LISTING DATA ONLY

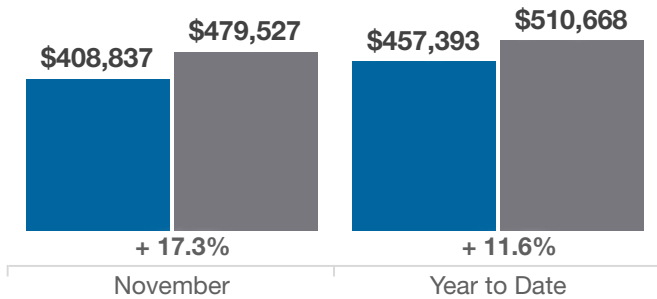


Dublin City School District

Franklin, Delaware and Union Counties

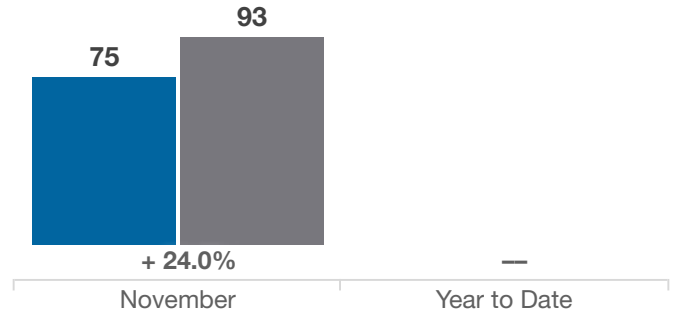
Average Sales Price

■ 2021 ■ 2022



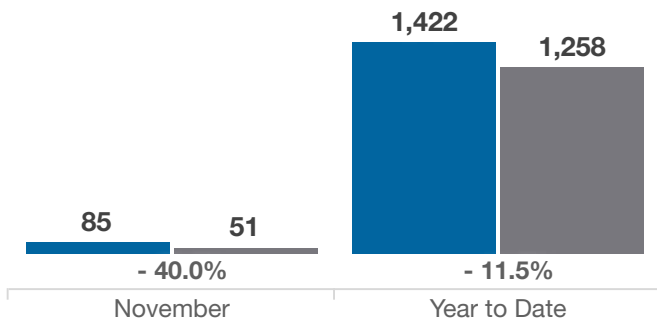
Inventory of Homes for Sale

■ 2021 ■ 2022



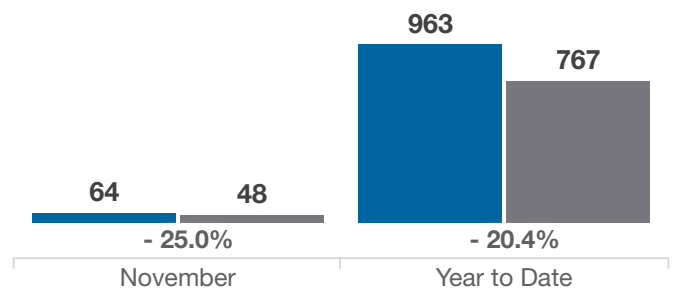
New Listings

■ 2021 ■ 2022



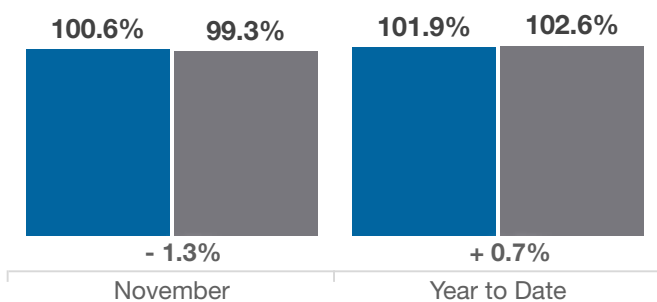
Single Family Sales

■ 2021 ■ 2022



Pct. Of Orig. List Price Received

■ 2021 ■ 2022



Condo Sales

■ 2021 ■ 2022

