

Local Market Update – November 2022

A RESEARCH TOOL PROVIDED BY THE COLUMBUS REALTORS®
BASED ON RESIDENTIAL LISTING DATA ONLY



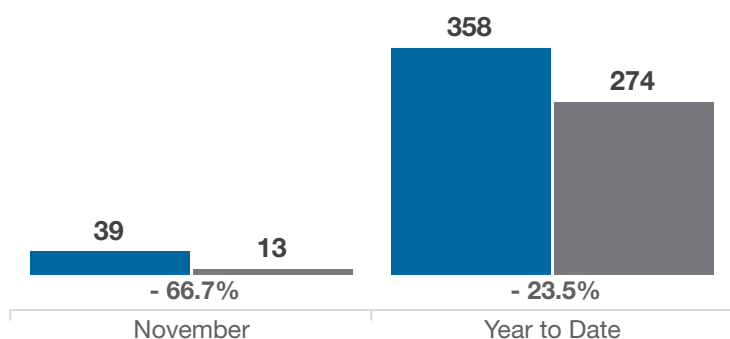
Fayette County

Key Metrics	November			Year to Date		
	2021	2022	% Change	Thru 11-2021	Thru 11-2022	% Change
Closed Sales	39	13	- 66.7%	358	274	- 23.5%
In Contracts	29	16	- 44.8%	363	275	- 24.2%
Average Sales Price*	\$187,495	\$249,815	+ 33.2%	\$176,225	\$195,448	+ 10.9%
Median Sales Price*	\$165,000	\$205,000	+ 24.2%	\$160,000	\$180,000	+ 12.5%
Average Price Per Square Foot*	\$112.19	\$135.42	+ 20.7%	\$109.26	\$125.84	+ 15.2%
Percent of Original List Price Received*	96.3%	95.9%	- 0.4%	98.7%	97.3%	- 1.4%
Percent of Last List Price Received*	98.7%	98.3%	- 0.4%	99.7%	99.4%	- 0.3%
Days on Market Until Sale	22	27	+ 22.7%	26	18	- 30.8%
New Listings	14	20	+ 42.9%	379	335	- 11.6%
Median List Price of New Listings	\$189,750	\$186,950	- 1.5%	\$155,000	\$174,900	+ 12.8%
Median List Price at Time of Sale	\$159,900	\$213,900	+ 33.8%	\$155,000	\$179,900	+ 16.1%
Inventory of Homes for Sale	23	40	+ 73.9%	—	—	—
Months Supply of Inventory	0.7	1.6	+ 128.6%	—	—	—

* Does not account for sale concessions and/or downpayment assistance. | Percent changes are calculated using rounded figures and can sometimes look extreme due to small sample size.

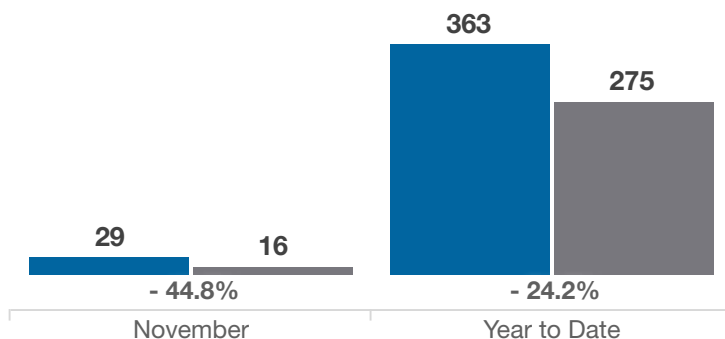
Closed Sales

■ 2021 ■ 2022



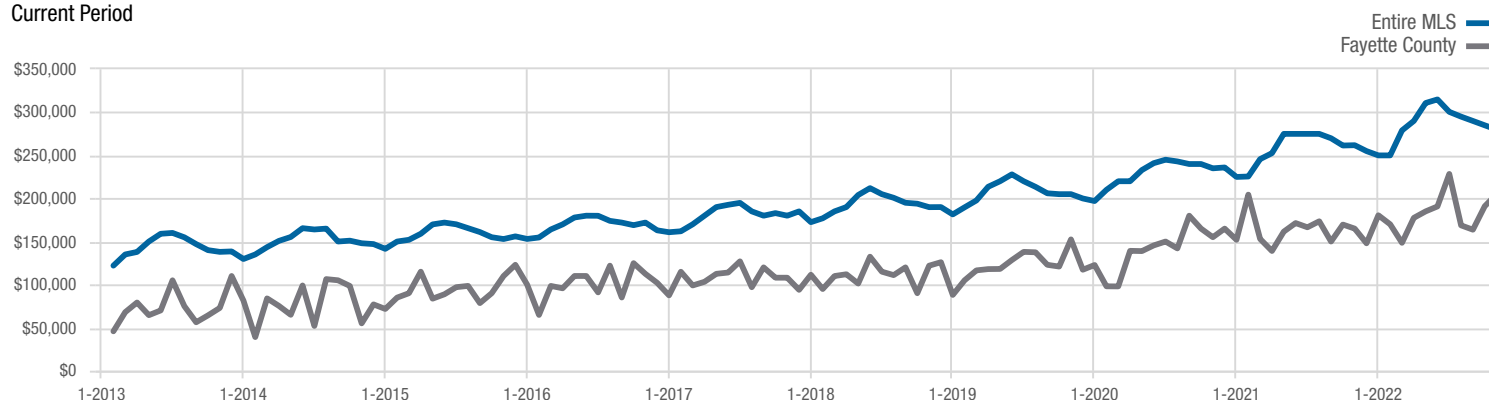
In Contracts

■ 2021 ■ 2022



Median Sales Price

Current Period



Each data point represents the median sales price in a given month.

Local Market Update – November 2022

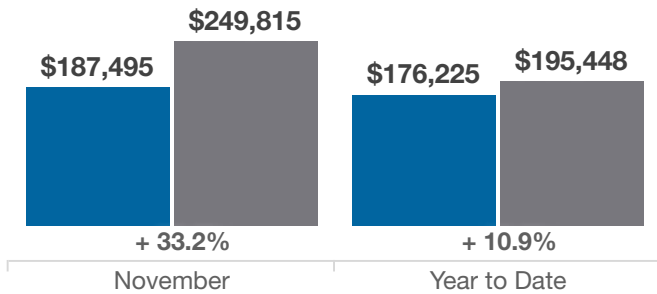
A RESEARCH TOOL PROVIDED BY THE COLUMBUS REALTORS®
BASED ON RESIDENTIAL LISTING DATA ONLY



Fayette County

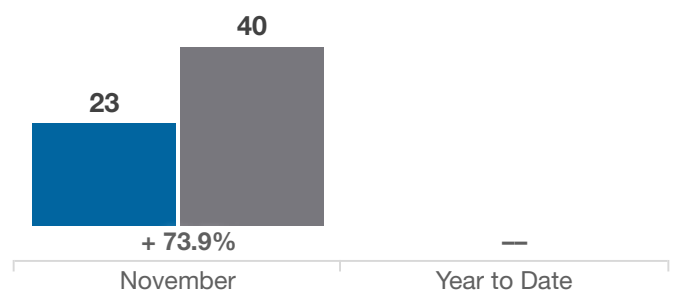
Average Sales Price

■ 2021 ■ 2022



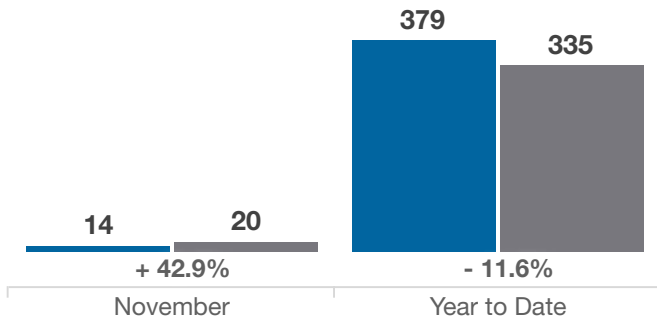
Inventory of Homes for Sale

■ 2021 ■ 2022



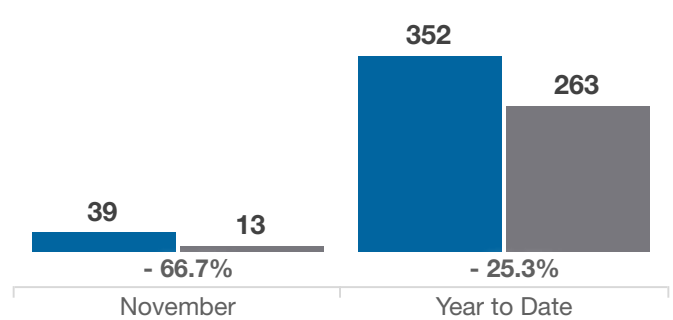
New Listings

■ 2021 ■ 2022



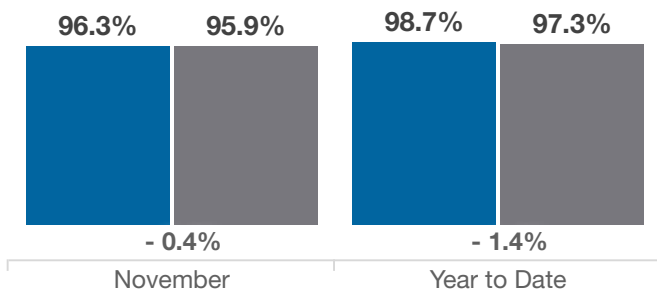
Single Family Sales

■ 2021 ■ 2022



Pct. Of Orig. List Price Received

■ 2021 ■ 2022



Condo Sales

■ 2021 ■ 2022

