

Local Market Update – November 2022

A RESEARCH TOOL PROVIDED BY THE COLUMBUS REALTORS®
BASED ON RESIDENTIAL LISTING DATA ONLY



Gahanna (Corp.)

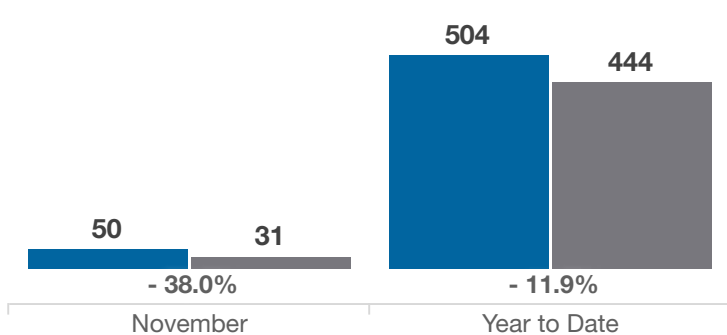
Franklin County

Key Metrics	November			Year to Date		
	2021	2022	% Change	Thru 11-2021	Thru 11-2022	% Change
Closed Sales	50	31	- 38.0%	504	444	- 11.9%
In Contracts	58	23	- 60.3%	541	439	- 18.9%
Average Sales Price*	\$315,380	\$342,077	+ 8.5%	\$316,440	\$371,570	+ 17.4%
Median Sales Price*	\$304,500	\$324,000	+ 6.4%	\$293,000	\$345,300	+ 17.8%
Average Price Per Square Foot*	\$181.15	\$176.21	- 2.7%	\$171.97	\$194.49	+ 13.1%
Percent of Original List Price Received*	102.5%	98.1%	- 4.3%	104.1%	104.7%	+ 0.6%
Percent of Last List Price Received*	103.2%	100.3%	- 2.8%	104.3%	105.0%	+ 0.7%
Days on Market Until Sale	8	19	+ 137.5%	7	8	+ 14.3%
New Listings	40	19	- 52.5%	557	495	- 11.1%
Median List Price of New Listings	\$284,450	\$325,000	+ 14.3%	\$289,900	\$334,900	+ 15.5%
Median List Price at Time of Sale	\$289,900	\$325,000	+ 12.1%	\$285,000	\$327,000	+ 14.7%
Inventory of Homes for Sale	12	26	+ 116.7%	—	—	—
Months Supply of Inventory	0.3	0.7	+ 133.3%	—	—	—

* Does not account for sale concessions and/or downpayment assistance. | Percent changes are calculated using rounded figures and can sometimes look extreme due to small sample size.

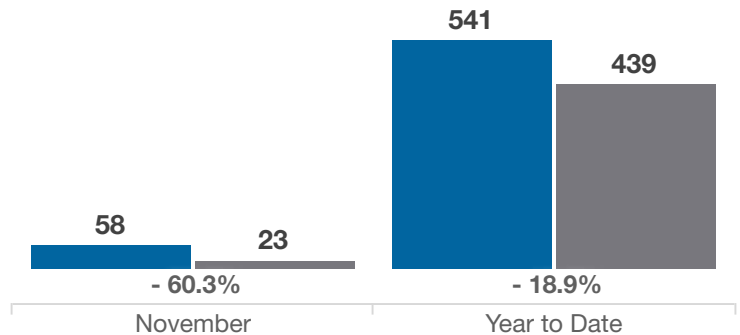
Closed Sales

■ 2021 ■ 2022



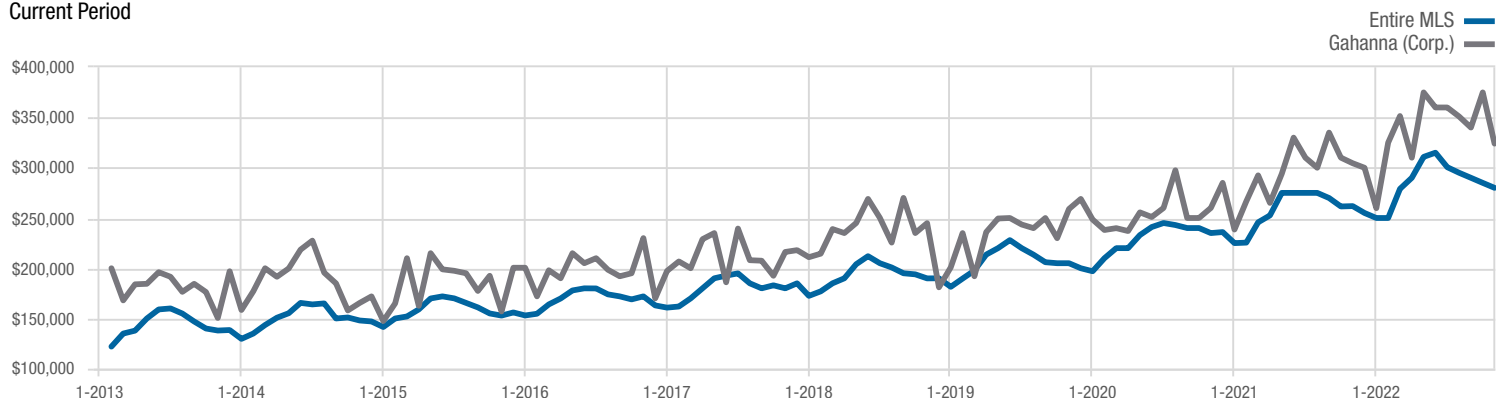
In Contracts

■ 2021 ■ 2022



Median Sales Price

Current Period



Each data point represents the median sales price in a given month.

Local Market Update – November 2022

A RESEARCH TOOL PROVIDED BY THE COLUMBUS REALTORS®
BASED ON RESIDENTIAL LISTING DATA ONLY

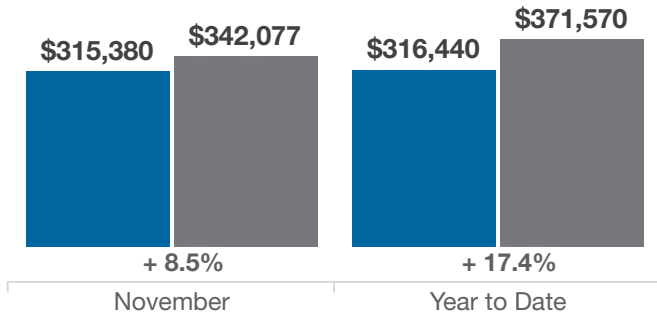


Gahanna (Corp.)

Franklin County

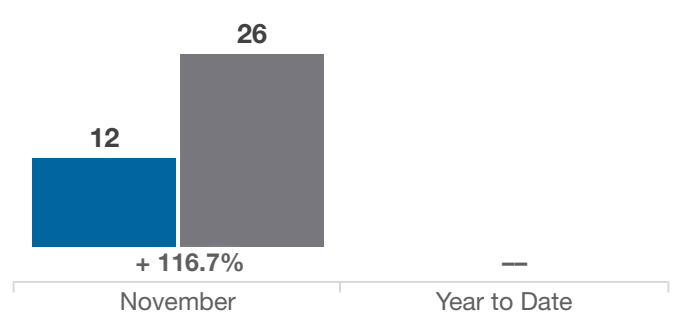
Average Sales Price

■ 2021 ■ 2022



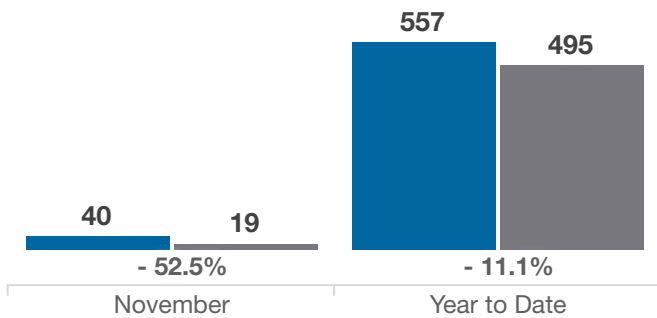
Inventory of Homes for Sale

■ 2021 ■ 2022



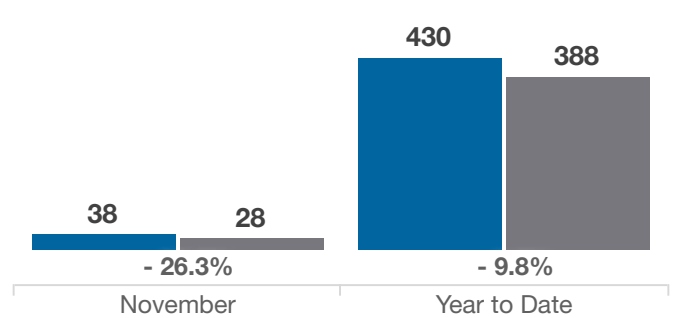
New Listings

■ 2021 ■ 2022



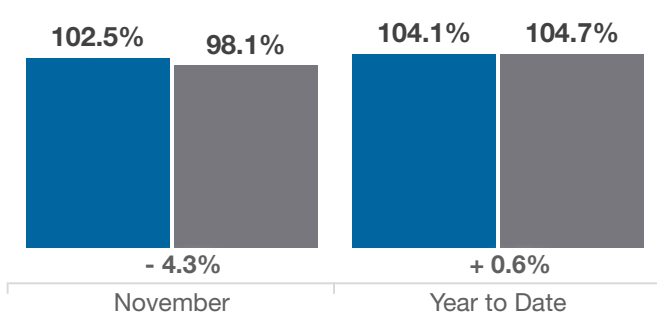
Single Family Sales

■ 2021 ■ 2022



Pct. Of Orig. List Price Received

■ 2021 ■ 2022



Condo Sales

■ 2021 ■ 2022

