

# Local Market Update – November 2022

A RESEARCH TOOL PROVIDED BY THE COLUMBUS REALTORS®  
BASED ON RESIDENTIAL LISTING DATA ONLY



## Miami Trace Local School District

Fayette, Madison, Pickaway and Ross Counties

Key Metrics	November			Year to Date		
	2021	2022	% Change	Thru 11-2021	Thru 11-2022	% Change
Closed Sales	12	9	- 25.0%	145	124	- 14.5%
In Contracts	15	7	- 53.3%	145	122	- 15.9%
Average Sales Price*	\$207,225	\$307,000	+ 48.1%	\$199,679	\$218,395	+ 9.4%
Median Sales Price*	\$147,500	\$271,000	+ 83.7%	\$175,000	\$206,500	+ 18.0%
Average Price Per Square Foot*	\$120.80	\$150.23	+ 24.4%	\$118.12	\$136.64	+ 15.7%
Percent of Original List Price Received*	93.0%	94.0%	+ 1.1%	97.8%	96.5%	- 1.3%
Percent of Last List Price Received*	96.5%	97.7%	+ 1.2%	99.5%	99.0%	- 0.5%
Days on Market Until Sale	38	28	- 26.3%	22	20	- 9.1%
New Listings	7	9	+ 28.6%	152	147	- 3.3%
Median List Price of New Listings	\$190,000	\$164,700	- 13.3%	\$174,900	\$199,900	+ 14.3%
Median List Price at Time of Sale	\$154,500	\$259,000	+ 67.6%	\$172,158	\$199,900	+ 16.1%
Inventory of Homes for Sale	10	15	+ 50.0%	—	—	—
Months Supply of Inventory	0.8	1.4	+ 75.0%	—	—	—

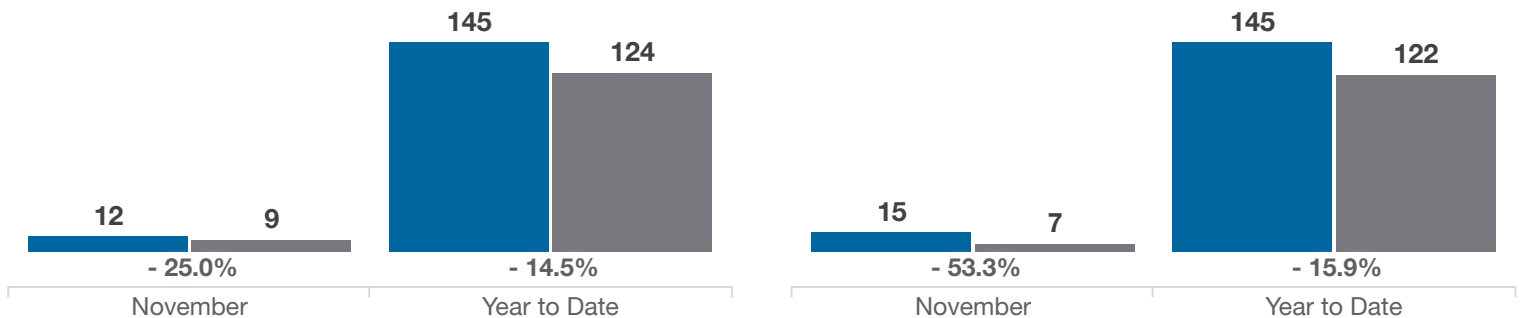
\* Does not account for sale concessions and/or downpayment assistance. | Percent changes are calculated using rounded figures and can sometimes look extreme due to small sample size.

### Closed Sales

■ 2021 ■ 2022

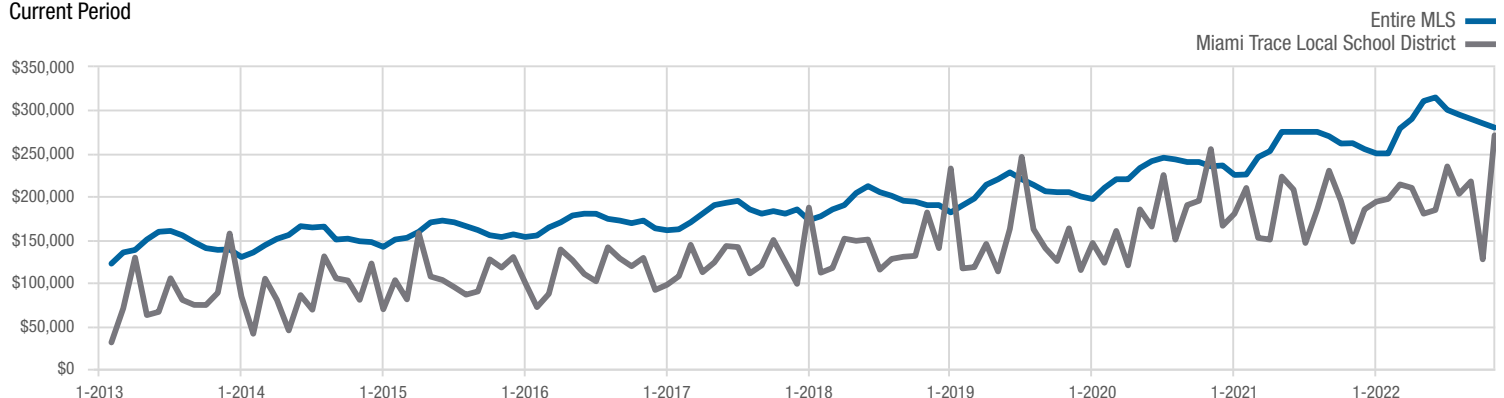
### In Contracts

■ 2021 ■ 2022



### Median Sales Price

Current Period



Each data point represents the median sales price in a given month.

# Local Market Update – November 2022

A RESEARCH TOOL PROVIDED BY THE COLUMBUS REALTORS®  
BASED ON RESIDENTIAL LISTING DATA ONLY

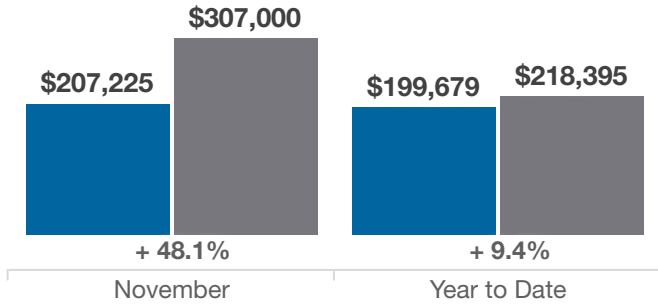


## Miami Trace Local School District

Fayette, Madison, Pickaway and Ross Counties

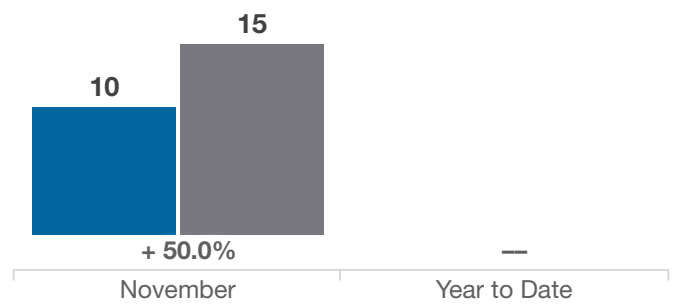
### Average Sales Price

■ 2021 ■ 2022



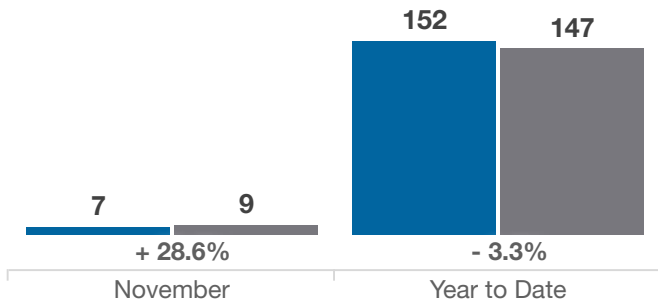
### Inventory of Homes for Sale

■ 2021 ■ 2022



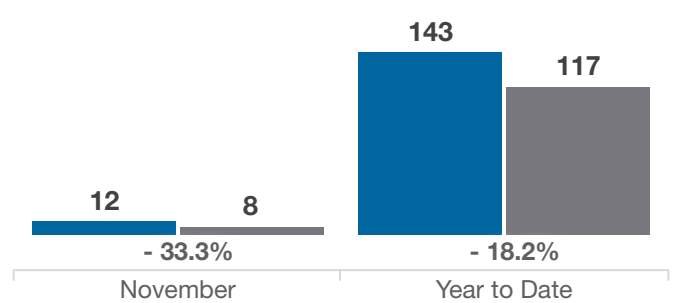
### New Listings

■ 2021 ■ 2022



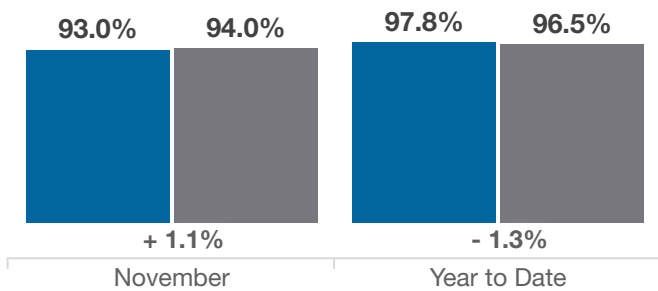
### Single Family Sales

■ 2021 ■ 2022



### Pct. Of Orig. List Price Received

■ 2021 ■ 2022



### Condo Sales

■ 2021 ■ 2022

