

Local Market Update – November 2022

A RESEARCH TOOL PROVIDED BY THE COLUMBUS REALTORS®
BASED ON RESIDENTIAL LISTING DATA ONLY



Minerva Park (Corp.)

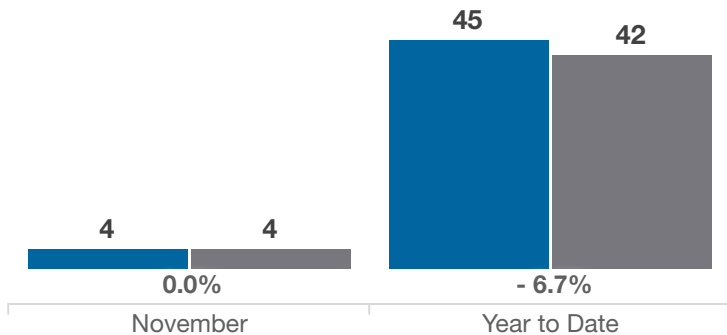
Franklin County

Key Metrics	November			Year to Date		
	2021	2022	% Change	Thru 11-2021	Thru 11-2022	% Change
Closed Sales	4	4	0.0%	45	42	- 6.7%
In Contracts	3	2	- 33.3%	43	37	- 14.0%
Average Sales Price*	\$268,750	\$316,200	+ 17.7%	\$303,108	\$315,531	+ 4.1%
Median Sales Price*	\$277,500	\$327,450	+ 18.0%	\$299,900	\$309,500	+ 3.2%
Average Price Per Square Foot*	\$211.02	\$200.73	- 4.9%	\$180.87	\$198.67	+ 9.8%
Percent of Original List Price Received*	102.2%	94.6%	- 7.4%	103.8%	103.7%	- 0.1%
Percent of Last List Price Received*	103.9%	99.0%	- 4.7%	104.2%	105.1%	+ 0.9%
Days on Market Until Sale	12	18	+ 50.0%	9	11	+ 22.2%
New Listings	1	1	0.0%	44	40	- 9.1%
Median List Price of New Listings	\$269,900	\$319,900	+ 18.5%	\$292,450	\$309,950	+ 6.0%
Median List Price at Time of Sale	\$264,950	\$337,450	+ 27.4%	\$299,000	\$292,450	- 2.2%
Inventory of Homes for Sale	1	0	- 100.0%	—	—	—
Months Supply of Inventory	0.3	—	—	—	—	—

* Does not account for sale concessions and/or downpayment assistance. | Percent changes are calculated using rounded figures and can sometimes look extreme due to small sample size.

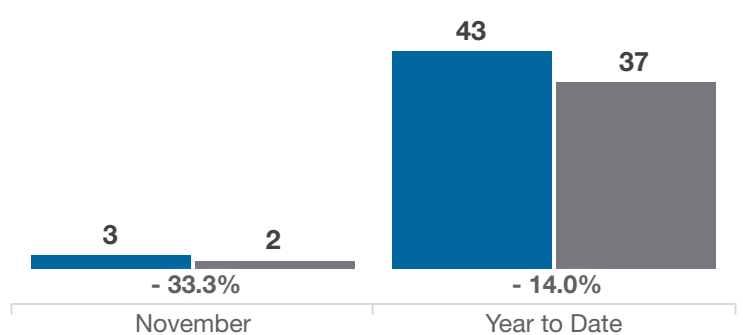
Closed Sales

■ 2021 ■ 2022



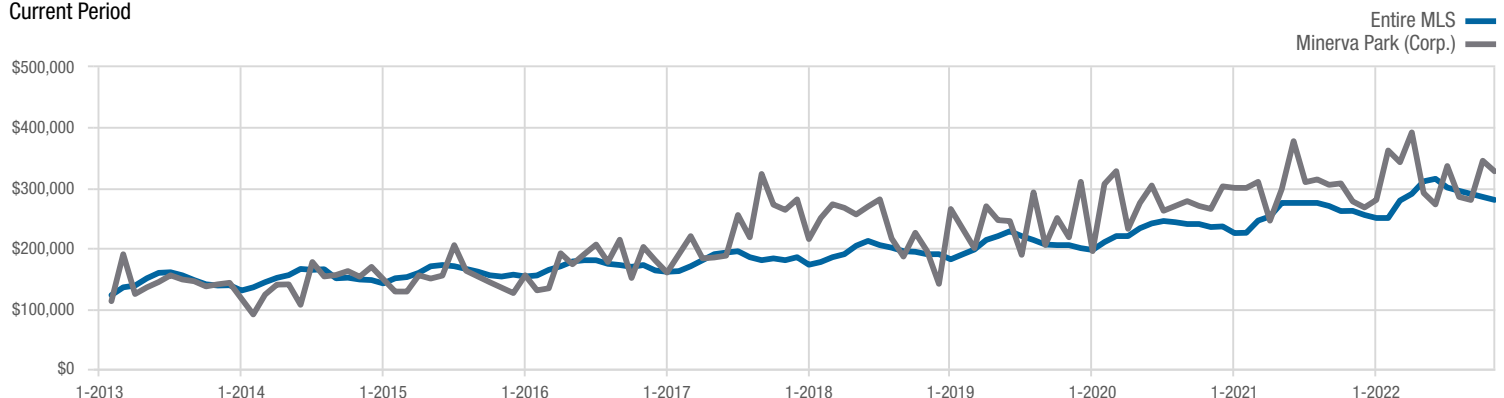
In Contracts

■ 2021 ■ 2022



Median Sales Price

Current Period



Each data point represents the median sales price in a given month.

Local Market Update – November 2022

A RESEARCH TOOL PROVIDED BY THE COLUMBUS REALTORS®
BASED ON RESIDENTIAL LISTING DATA ONLY

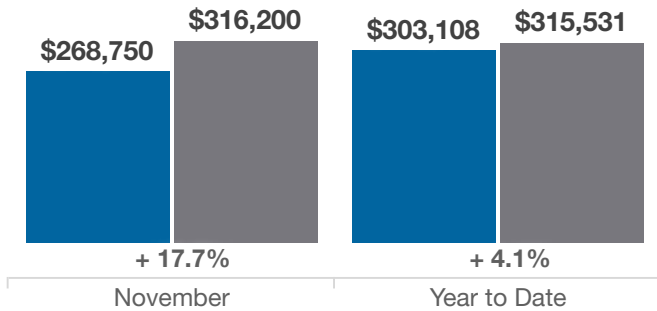


Minerva Park (Corp.)

Franklin County

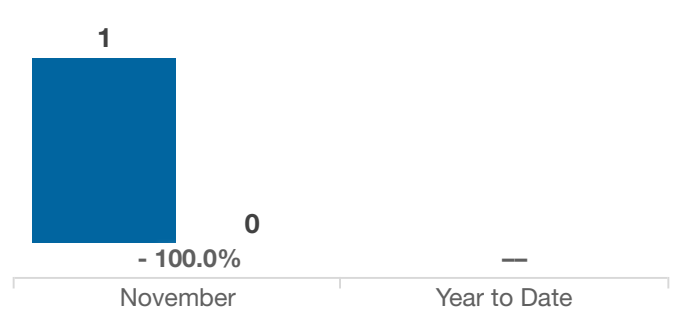
Average Sales Price

■ 2021 ■ 2022



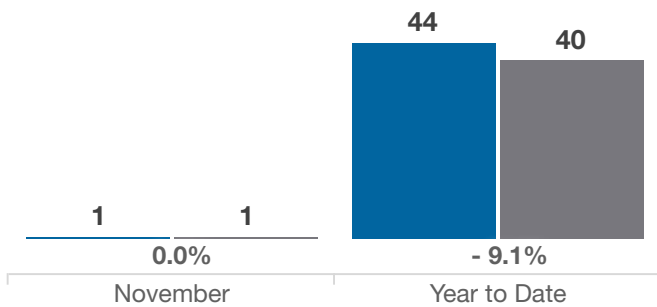
Inventory of Homes for Sale

■ 2021 ■ 2022



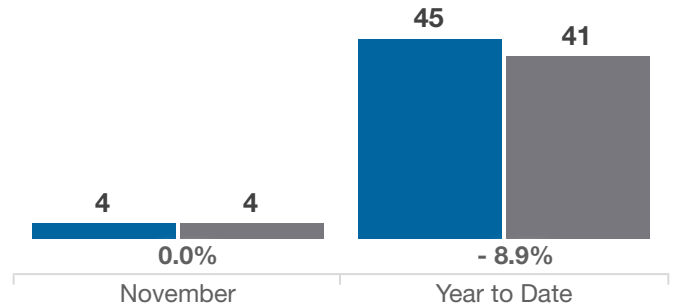
New Listings

■ 2021 ■ 2022



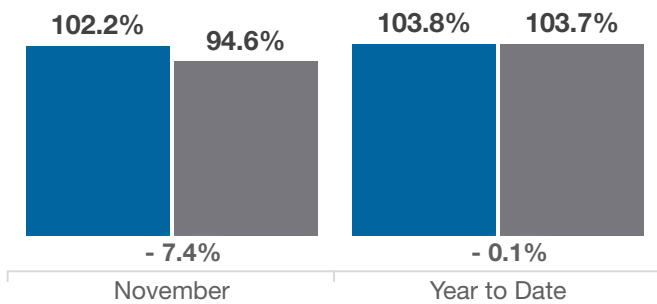
Single Family Sales

■ 2021 ■ 2022



Pct. Of Orig. List Price Received

■ 2021 ■ 2022



Condo Sales

■ 2021 ■ 2022

