

Local Market Update – November 2022

A RESEARCH TOOL PROVIDED BY THE COLUMBUS REALTORS®
BASED ON RESIDENTIAL LISTING DATA ONLY



Obetz (Corp.)

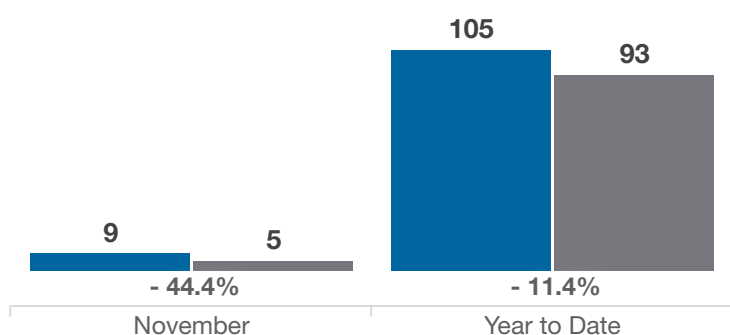
Franklin County

Key Metrics	November			Year to Date		
	2021	2022	% Change	Thru 11-2021	Thru 11-2022	% Change
Closed Sales	9	5	- 44.4%	105	93	- 11.4%
In Contracts	13	6	- 53.8%	110	89	- 19.1%
Average Sales Price*	\$228,001	\$267,400	+ 17.3%	\$244,645	\$280,169	+ 14.5%
Median Sales Price*	\$253,500	\$241,000	- 4.9%	\$245,000	\$276,000	+ 12.7%
Average Price Per Square Foot*	\$125.67	\$181.55	+ 44.5%	\$135.78	\$164.50	+ 21.2%
Percent of Original List Price Received*	106.1%	101.7%	- 4.1%	103.4%	101.4%	- 1.9%
Percent of Last List Price Received*	106.1%	101.9%	- 4.0%	102.6%	101.8%	- 0.8%
Days on Market Until Sale	7	6	- 14.3%	11	21	+ 90.9%
New Listings	18	7	- 61.1%	126	101	- 19.8%
Median List Price of New Listings	\$360,750	\$244,900	- 32.1%	\$240,000	\$251,900	+ 5.0%
Median List Price at Time of Sale	\$227,450	\$239,900	+ 5.5%	\$229,900	\$264,900	+ 15.2%
Inventory of Homes for Sale	13	14	+ 7.7%	—	—	—
Months Supply of Inventory	1.2	1.6	+ 33.3%	—	—	—

* Does not account for sale concessions and/or downpayment assistance. | Percent changes are calculated using rounded figures and can sometimes look extreme due to small sample size.

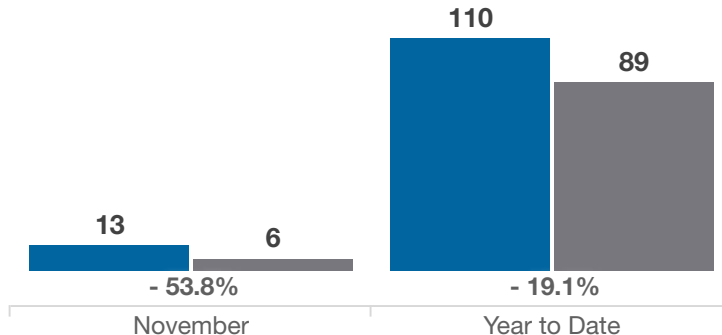
Closed Sales

■ 2021 ■ 2022



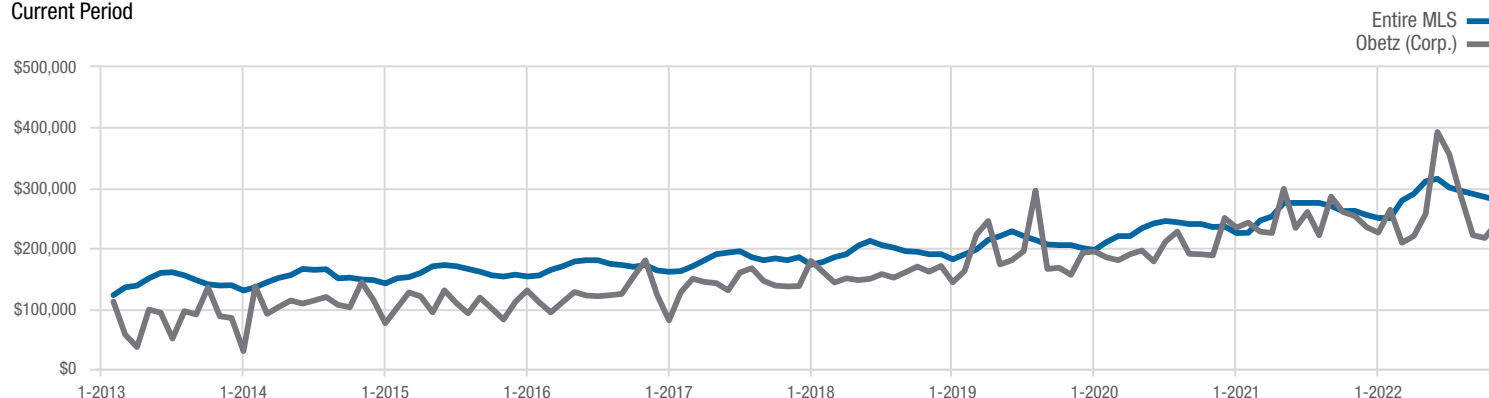
In Contracts

■ 2021 ■ 2022



Median Sales Price

Current Period



Each data point represents the median sales price in a given month.

Local Market Update – November 2022

A RESEARCH TOOL PROVIDED BY THE COLUMBUS REALTORS®
BASED ON RESIDENTIAL LISTING DATA ONLY

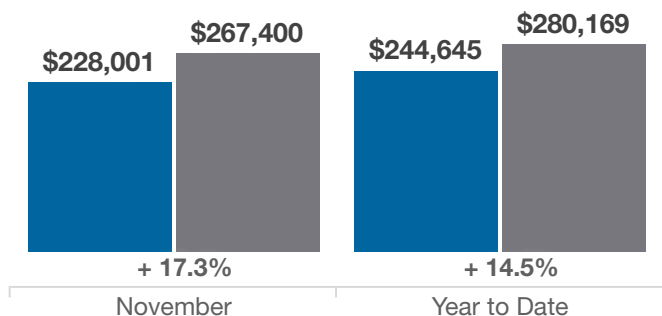


Obetz (Corp.)

Franklin County

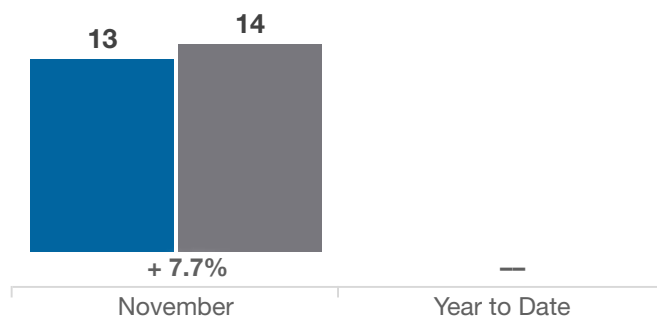
Average Sales Price

■ 2021 ■ 2022



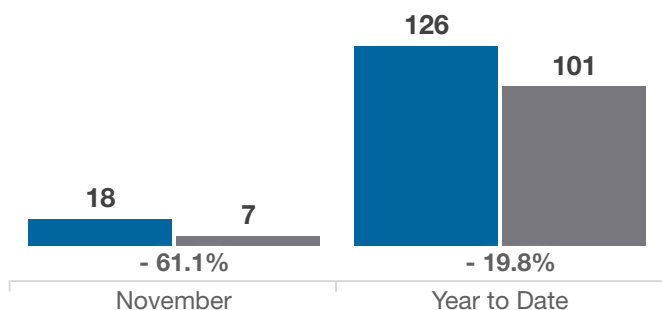
Inventory of Homes for Sale

■ 2021 ■ 2022



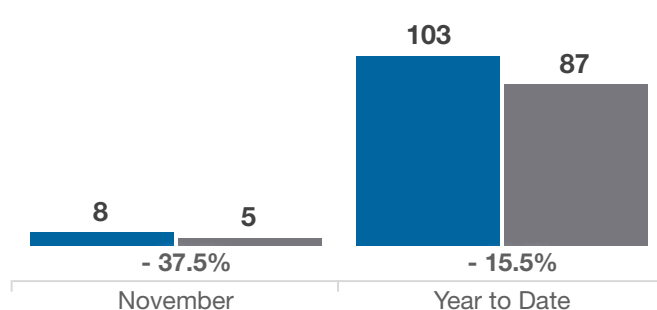
New Listings

■ 2021 ■ 2022



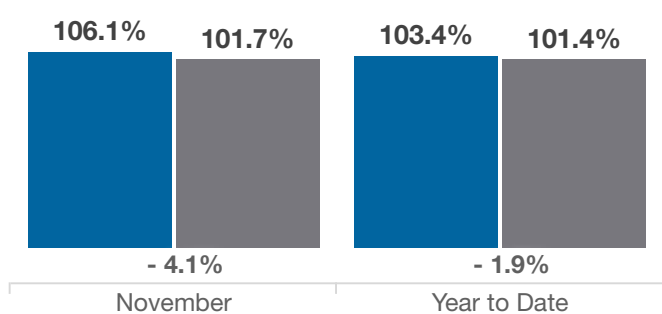
Single Family Sales

■ 2021 ■ 2022



Pct. Of Orig. List Price Received

■ 2021 ■ 2022



Condo Sales

■ 2021 ■ 2022

