

Local Market Update – November 2022

A RESEARCH TOOL PROVIDED BY THE COLUMBUS REALTORS®
BASED ON RESIDENTIAL LISTING DATA ONLY



Pickerington Local School District

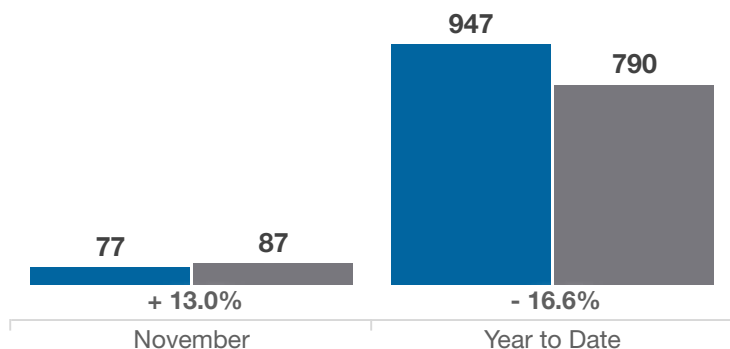
Franklin and Fairfield Counties

Key Metrics	November			Year to Date		
	2021	2022	% Change	Thru 11-2021	Thru 11-2022	% Change
Closed Sales	77	87	+ 13.0%	947	790	- 16.6%
In Contracts	70	53	- 24.3%	992	818	- 17.5%
Average Sales Price*	\$367,516	\$409,138	+ 11.3%	\$349,905	\$403,637	+ 15.4%
Median Sales Price*	\$355,000	\$385,000	+ 8.5%	\$340,000	\$385,016	+ 13.2%
Average Price Per Square Foot*	\$153.55	\$175.47	+ 14.3%	\$154.14	\$176.00	+ 14.2%
Percent of Original List Price Received*	102.4%	98.2%	- 4.1%	104.2%	103.1%	- 1.1%
Percent of Last List Price Received*	102.6%	99.5%	- 3.0%	104.0%	103.2%	- 0.8%
Days on Market Until Sale	12	22	+ 83.3%	10	11	+ 10.0%
New Listings	46	52	+ 13.0%	1,012	912	- 9.9%
Median List Price of New Listings	\$329,900	\$350,000	+ 6.1%	\$325,000	\$370,000	+ 13.8%
Median List Price at Time of Sale	\$340,000	\$389,900	+ 14.7%	\$324,900	\$370,000	+ 13.9%
Inventory of Homes for Sale	17	66	+ 288.2%	—	—	—
Months Supply of Inventory	0.2	0.9	+ 350.0%	—	—	—

* Does not account for sale concessions and/or downpayment assistance. | Percent changes are calculated using rounded figures and can sometimes look extreme due to small sample size.

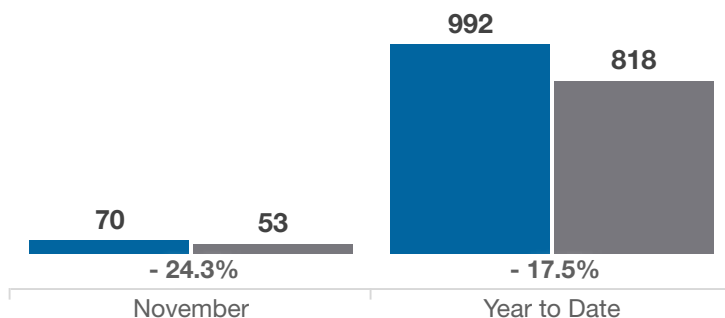
Closed Sales

■ 2021 ■ 2022



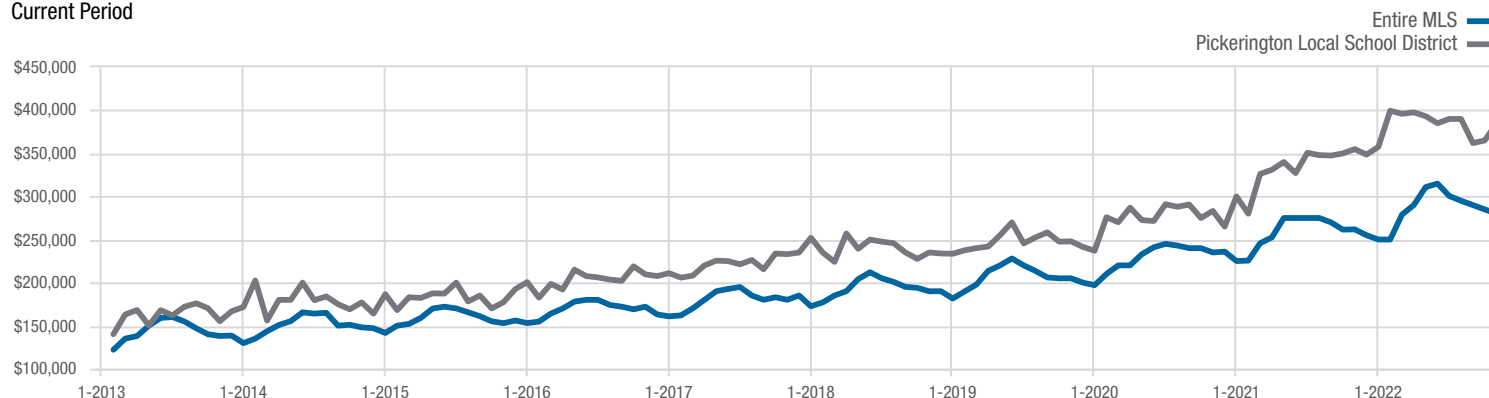
In Contracts

■ 2021 ■ 2022



Median Sales Price

Current Period



Each data point represents the median sales price in a given month.

Local Market Update – November 2022

A RESEARCH TOOL PROVIDED BY THE COLUMBUS REALTORS®
BASED ON RESIDENTIAL LISTING DATA ONLY

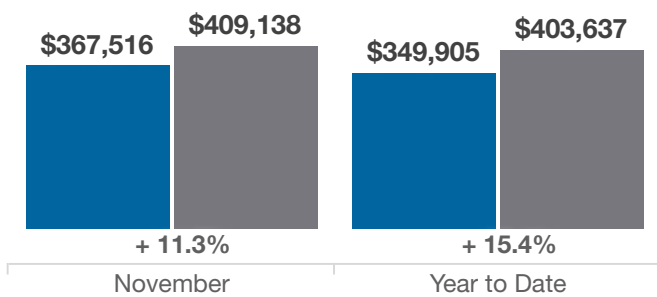


Pickerington Local School District

Franklin and Fairfield Counties

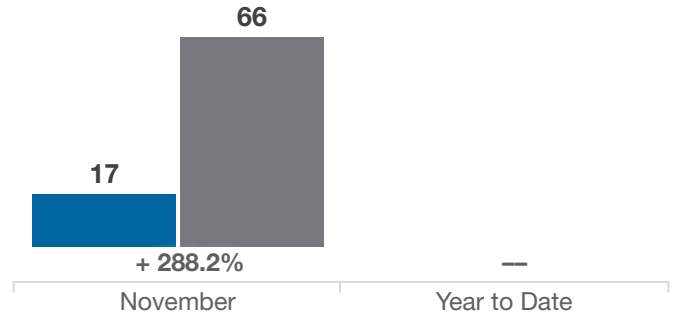
Average Sales Price

■ 2021 ■ 2022



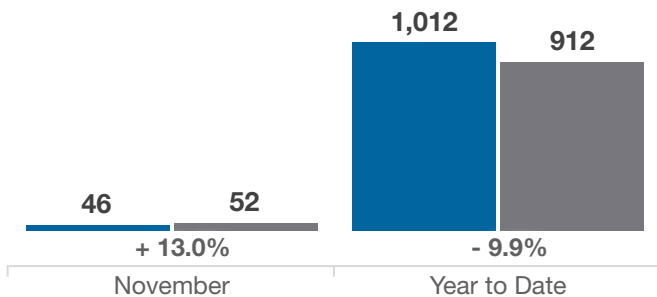
Inventory of Homes for Sale

■ 2021 ■ 2022



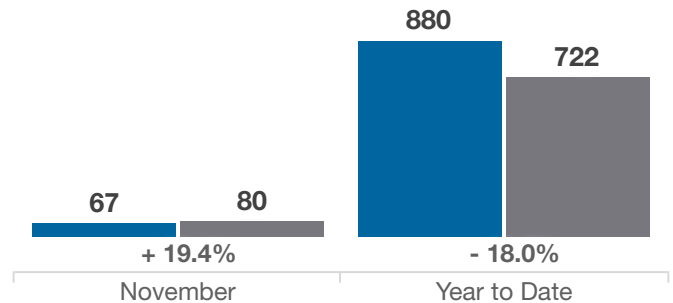
New Listings

■ 2021 ■ 2022



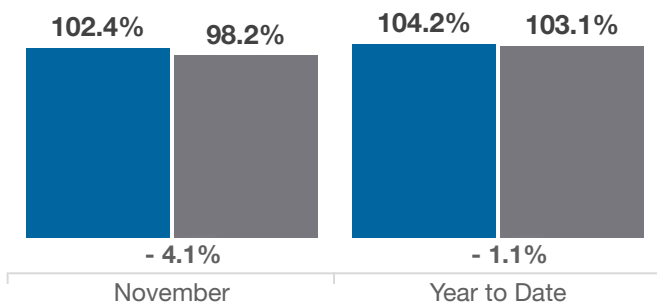
Single Family Sales

■ 2021 ■ 2022



Pct. Of Orig. List Price Received

■ 2021 ■ 2022



Condo Sales

■ 2021 ■ 2022

