

Local Market Update – November 2022

A RESEARCH TOOL PROVIDED BY THE COLUMBUS REALTORS®
BASED ON RESIDENTIAL LISTING DATA ONLY



Reynoldsburg City School District

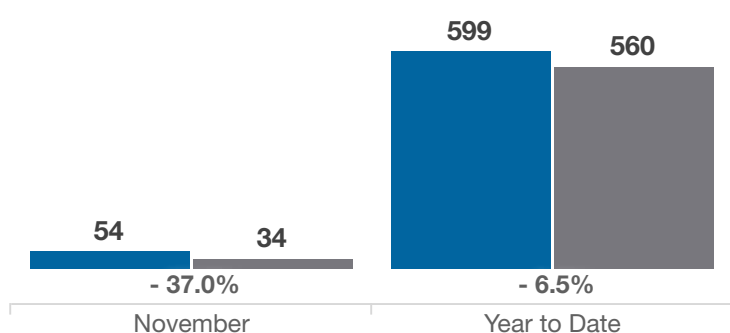
Franklin, Fairfield and Licking Counties

Key Metrics	November			Year to Date		
	2021	2022	% Change	Thru 11-2021	Thru 11-2022	% Change
Closed Sales	54	34	- 37.0%	599	560	- 6.5%
In Contracts	53	42	- 20.8%	626	561	- 10.4%
Average Sales Price*	\$249,080	\$257,026	+ 3.2%	\$242,875	\$280,575	+ 15.5%
Median Sales Price*	\$250,000	\$260,000	+ 4.0%	\$238,450	\$280,000	+ 17.4%
Average Price Per Square Foot*	\$153.70	\$149.92	- 2.5%	\$146.17	\$163.43	+ 11.8%
Percent of Original List Price Received*	103.5%	96.8%	- 6.5%	104.9%	103.6%	- 1.2%
Percent of Last List Price Received*	103.2%	99.2%	- 3.9%	104.4%	103.8%	- 0.6%
Days on Market Until Sale	8	22	+ 175.0%	8	11	+ 37.5%
New Listings	45	30	- 33.3%	659	621	- 5.8%
Median List Price of New Listings	\$250,000	\$245,200	- 1.9%	\$230,000	\$275,000	+ 19.6%
Median List Price at Time of Sale	\$234,900	\$267,450	+ 13.9%	\$226,000	\$274,900	+ 21.6%
Inventory of Homes for Sale	28	43	+ 53.6%	—	—	—
Months Supply of Inventory	0.5	0.8	+ 60.0%	—	—	—

* Does not account for sale concessions and/or downpayment assistance. | Percent changes are calculated using rounded figures and can sometimes look extreme due to small sample size.

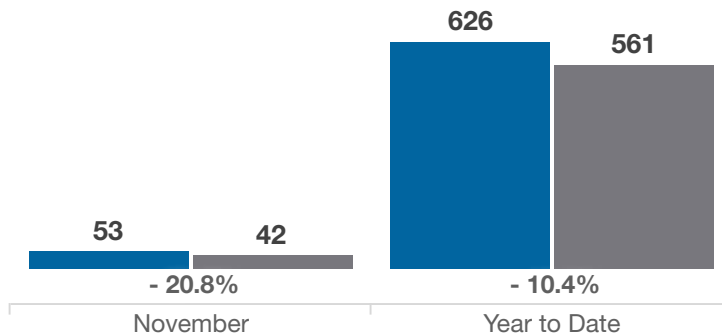
Closed Sales

■ 2021 ■ 2022



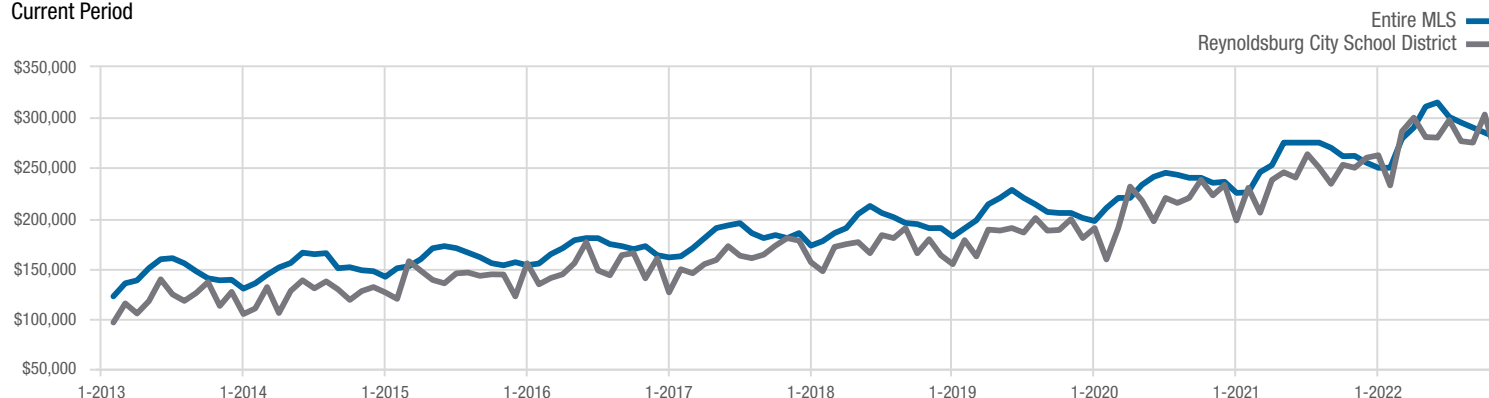
In Contracts

■ 2021 ■ 2022



Median Sales Price

Current Period



Each data point represents the median sales price in a given month.

Local Market Update – November 2022

A RESEARCH TOOL PROVIDED BY THE COLUMBUS REALTORS®
BASED ON RESIDENTIAL LISTING DATA ONLY

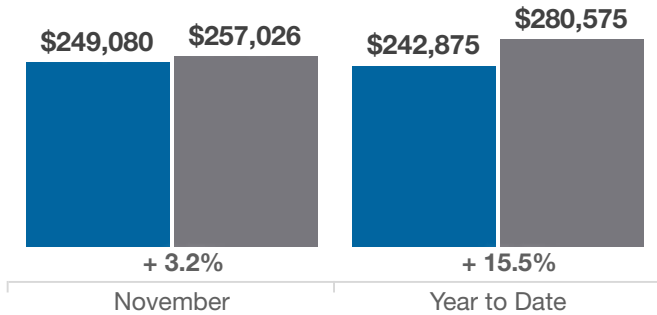


Reynoldsburg City School District

Franklin, Fairfield and Licking Counties

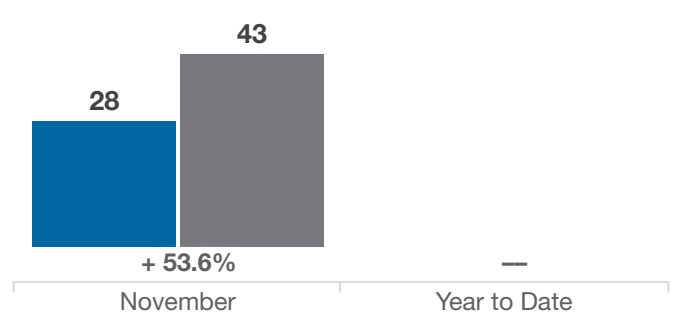
Average Sales Price

■ 2021 ■ 2022



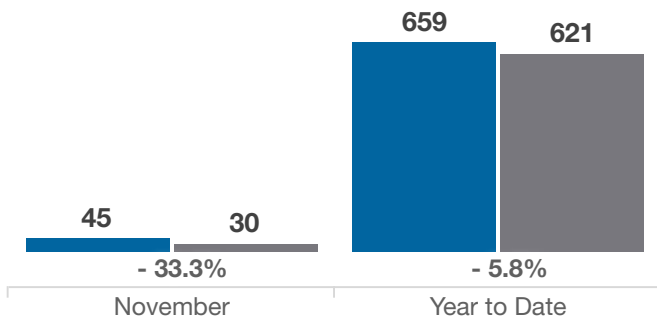
Inventory of Homes for Sale

■ 2021 ■ 2022



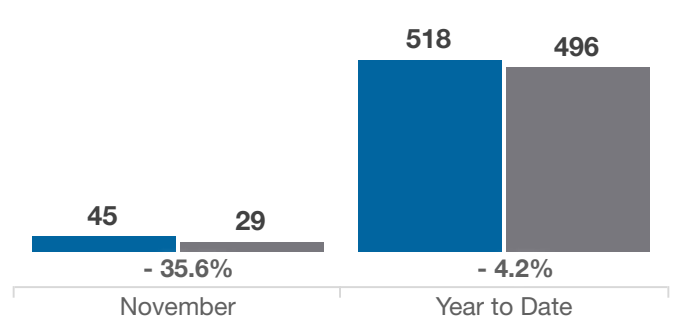
New Listings

■ 2021 ■ 2022



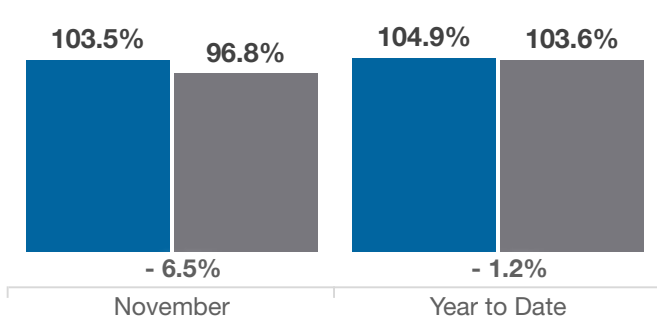
Single Family Sales

■ 2021 ■ 2022



Pct. Of Orig. List Price Received

■ 2021 ■ 2022



Condo Sales

■ 2021 ■ 2022

