

Local Market Update – November 2022

A RESEARCH TOOL PROVIDED BY THE COLUMBUS REALTORS®
BASED ON RESIDENTIAL LISTING DATA ONLY



South-Western City School District (Grove City)

Franklin and Pickaway Counties

Key Metrics	November			Year to Date		
	2021	2022	% Change	Thru 11-2021	Thru 11-2022	% Change
Closed Sales	177	133	- 24.9%	2,098	1,789	- 14.7%
In Contracts	192	122	- 36.5%	2,179	1,793	- 17.7%
Average Sales Price*	\$264,438	\$277,690	+ 5.0%	\$256,474	\$285,388	+ 11.3%
Median Sales Price*	\$240,000	\$255,000	+ 6.3%	\$240,000	\$269,000	+ 12.1%
Average Price Per Square Foot*	\$163.41	\$176.06	+ 7.7%	\$157.93	\$177.66	+ 12.5%
Percent of Original List Price Received*	103.4%	96.6%	- 6.6%	103.7%	101.9%	- 1.7%
Percent of Last List Price Received*	103.4%	98.8%	- 4.4%	103.7%	102.5%	- 1.2%
Days on Market Until Sale	12	23	+ 91.7%	11	15	+ 36.4%
New Listings	166	105	- 36.7%	2,318	2,019	- 12.9%
Median List Price of New Listings	\$239,950	\$269,000	+ 12.1%	\$235,000	\$260,000	+ 10.6%
Median List Price at Time of Sale	\$229,900	\$259,900	+ 13.0%	\$229,900	\$259,888	+ 13.0%
Inventory of Homes for Sale	114	190	+ 66.7%	—	—	—
Months Supply of Inventory	0.6	1.2	+ 100.0%	—	—	—

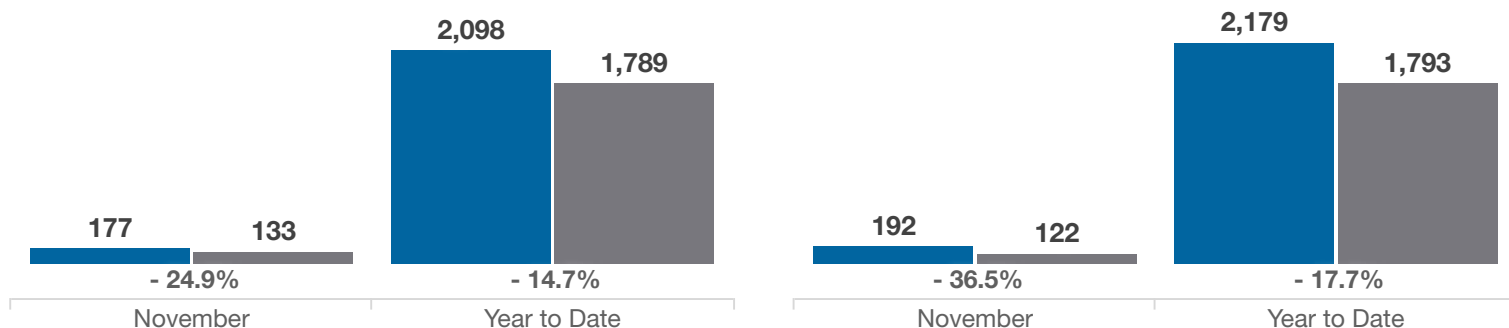
* Does not account for sale concessions and/or downpayment assistance. | Percent changes are calculated using rounded figures and can sometimes look extreme due to small sample size.

Closed Sales

■ 2021 ■ 2022

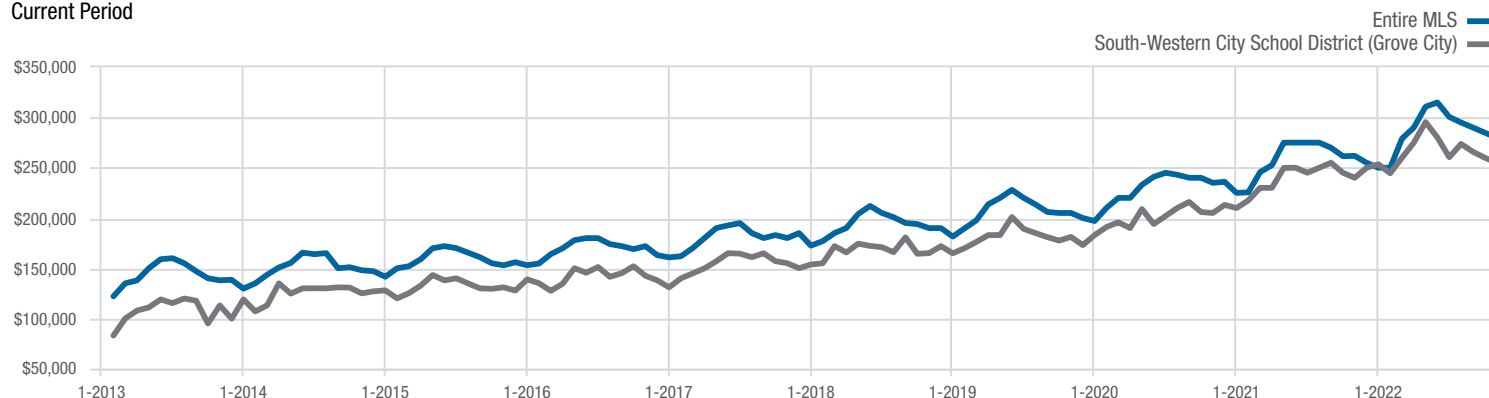
In Contracts

■ 2021 ■ 2022



Median Sales Price

Current Period



Each data point represents the median sales price in a given month.

Local Market Update – November 2022

A RESEARCH TOOL PROVIDED BY THE COLUMBUS REALTORS®
BASED ON RESIDENTIAL LISTING DATA ONLY

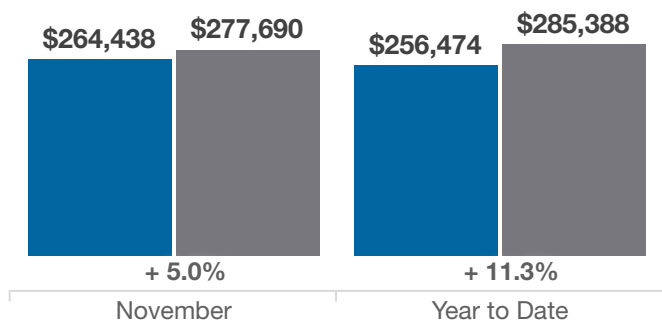


South-Western City School District (Grove City)

Franklin and Pickaway Counties

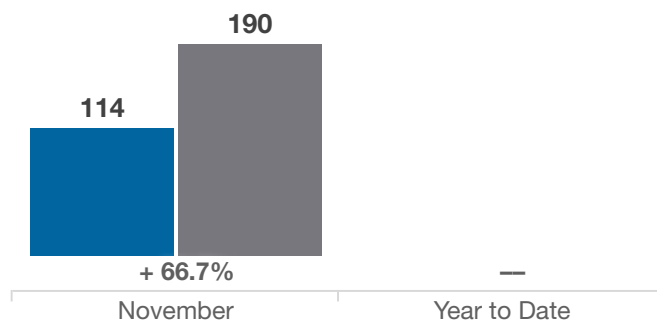
Average Sales Price

■ 2021 ■ 2022



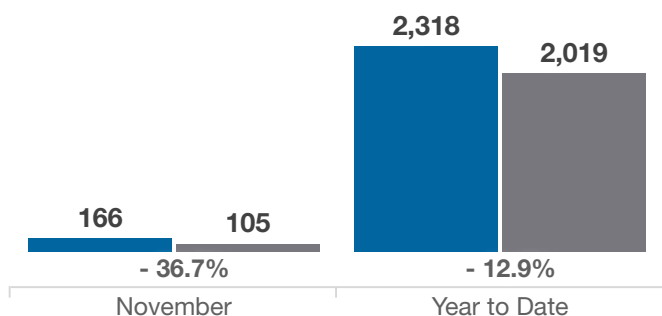
Inventory of Homes for Sale

■ 2021 ■ 2022



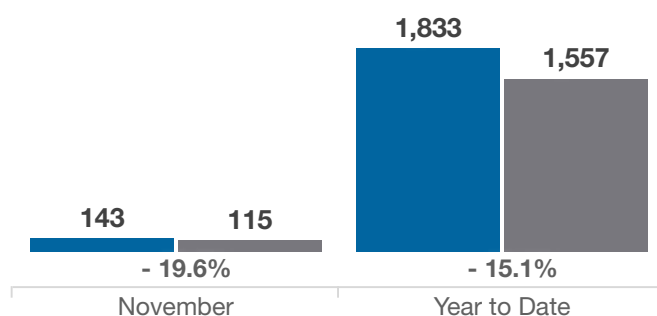
New Listings

■ 2021 ■ 2022



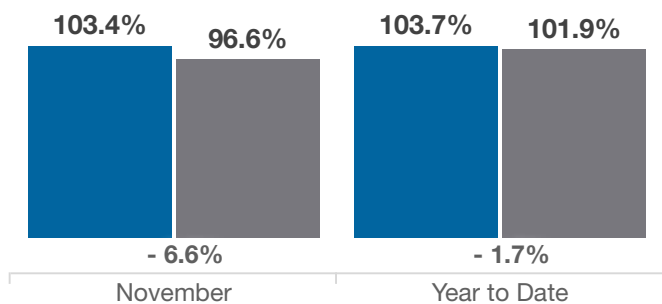
Single Family Sales

■ 2021 ■ 2022



Pct. Of Orig. List Price Received

■ 2021 ■ 2022



Condo Sales

■ 2021 ■ 2022

