

Local Market Update – November 2022

A RESEARCH TOOL PROVIDED BY THE COLUMBUS REALTORS®
BASED ON RESIDENTIAL LISTING DATA ONLY



Westerville City School District

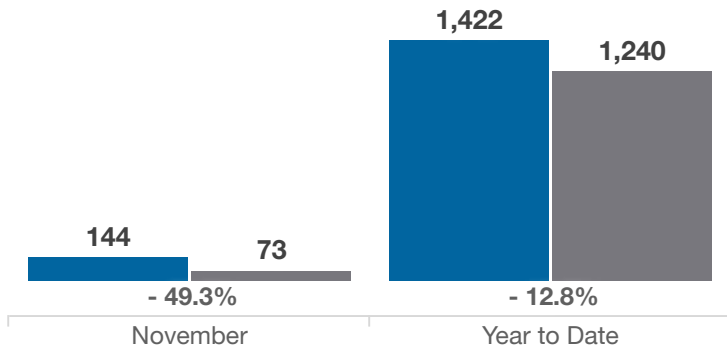
Franklin and Delaware Counties

Key Metrics	November			Year to Date		
	2021	2022	% Change	Thru 11-2021	Thru 11-2022	% Change
Closed Sales	144	73	- 49.3%	1,422	1,240	- 12.8%
In Contracts	131	84	- 35.9%	1,482	1,259	- 15.0%
Average Sales Price*	\$315,768	\$346,529	+ 9.7%	\$330,380	\$368,602	+ 11.6%
Median Sales Price*	\$295,000	\$330,000	+ 11.9%	\$310,000	\$345,000	+ 11.3%
Average Price Per Square Foot*	\$180.94	\$194.31	+ 7.4%	\$175.68	\$196.94	+ 12.1%
Percent of Original List Price Received*	102.3%	99.9%	- 2.3%	104.0%	104.6%	+ 0.6%
Percent of Last List Price Received*	102.8%	101.1%	- 1.7%	104.2%	104.9%	+ 0.7%
Days on Market Until Sale	10	13	+ 30.0%	9	9	0.0%
New Listings	84	75	- 10.7%	1,539	1,369	- 11.0%
Median List Price of New Listings	\$279,500	\$310,000	+ 10.9%	\$299,900	\$329,000	+ 9.7%
Median List Price at Time of Sale	\$285,400	\$334,900	+ 17.3%	\$299,000	\$329,000	+ 10.0%
Inventory of Homes for Sale	43	68	+ 58.1%	—	—	—
Months Supply of Inventory	0.3	0.6	+ 100.0%	—	—	—

* Does not account for sale concessions and/or downpayment assistance. | Percent changes are calculated using rounded figures and can sometimes look extreme due to small sample size.

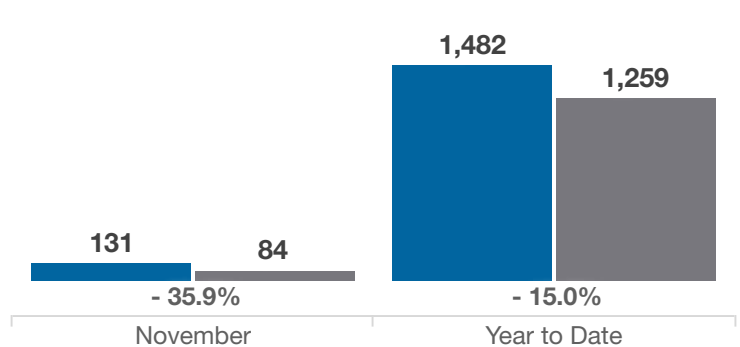
Closed Sales

■ 2021 ■ 2022



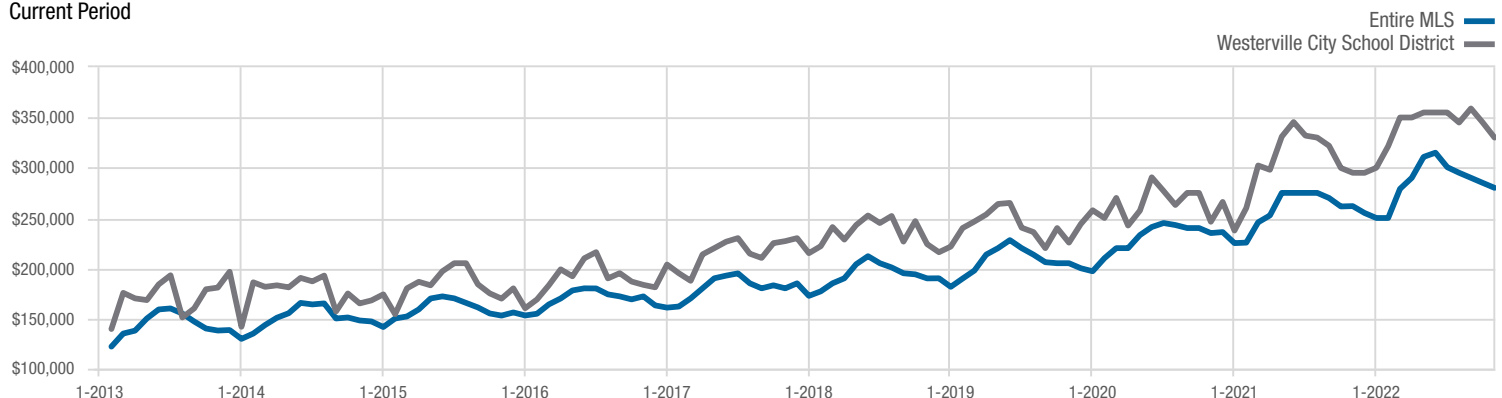
In Contracts

■ 2021 ■ 2022



Median Sales Price

Current Period



Each data point represents the median sales price in a given month.

Local Market Update – November 2022

A RESEARCH TOOL PROVIDED BY THE COLUMBUS REALTORS®
BASED ON RESIDENTIAL LISTING DATA ONLY

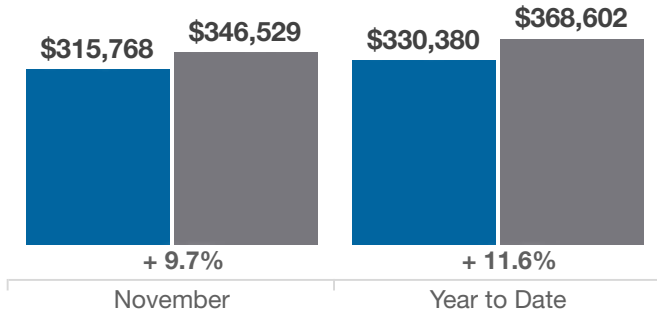


Westerville City School District

Franklin and Delaware Counties

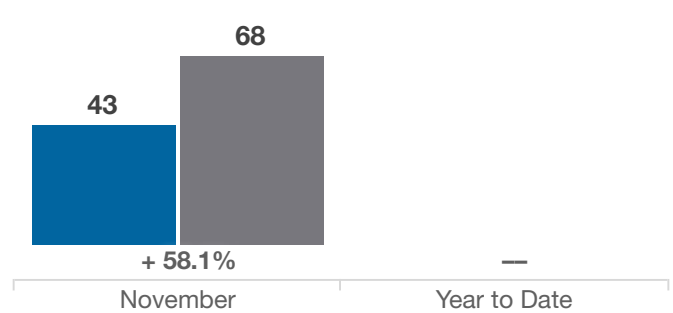
Average Sales Price

■ 2021 ■ 2022



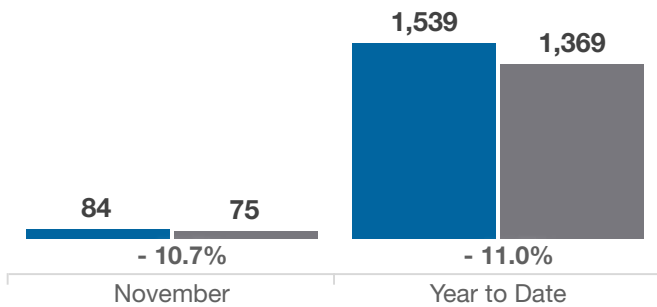
Inventory of Homes for Sale

■ 2021 ■ 2022



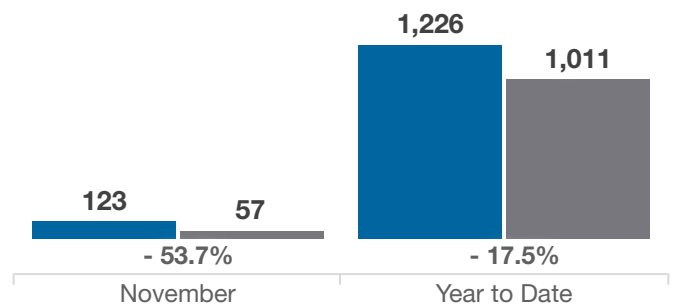
New Listings

■ 2021 ■ 2022



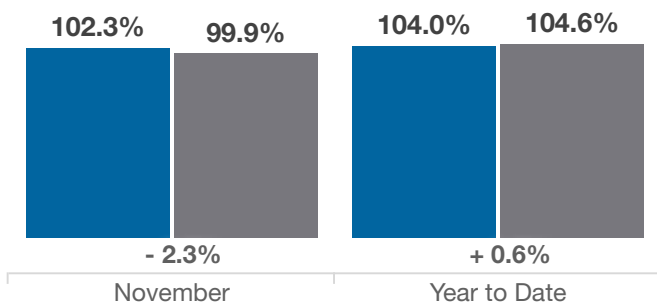
Single Family Sales

■ 2021 ■ 2022



Pct. Of Orig. List Price Received

■ 2021 ■ 2022



Condo Sales

■ 2021 ■ 2022

