

# Local Market Update – November 2022

A RESEARCH TOOL PROVIDED BY THE COLUMBUS REALTORS®  
BASED ON RESIDENTIAL LISTING DATA ONLY



## Worthington City School District

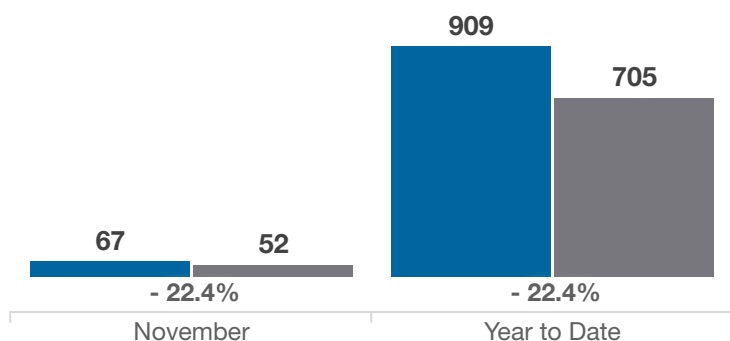
Franklin County

Key Metrics	November			Year to Date		
	2021	2022	% Change	Thru 11-2021	Thru 11-2022	% Change
Closed Sales	67	52	- 22.4%	909	705	- 22.4%
In Contracts	76	52	- 31.6%	934	725	- 22.4%
Average Sales Price*	\$336,817	\$352,118	+ 4.5%	\$348,923	\$390,449	+ 11.9%
Median Sales Price*	\$335,000	\$329,250	- 1.7%	\$330,100	\$357,000	+ 8.1%
Average Price Per Square Foot*	\$195.16	\$212.97	+ 9.1%	\$193.29	\$218.61	+ 13.1%
Percent of Original List Price Received*	100.5%	99.5%	- 1.0%	103.8%	104.6%	+ 0.8%
Percent of Last List Price Received*	101.4%	100.8%	- 0.6%	104.1%	105.2%	+ 1.1%
Days on Market Until Sale	13	15	+ 15.4%	10	9	- 10.0%
New Listings	47	46	- 2.1%	963	784	- 18.6%
Median List Price of New Listings	\$319,900	\$329,450	+ 3.0%	\$320,000	\$349,900	+ 9.3%
Median List Price at Time of Sale	\$325,000	\$329,250	+ 1.3%	\$315,000	\$349,000	+ 10.8%
Inventory of Homes for Sale	22	43	+ 95.5%	—	—	—
Months Supply of Inventory	0.3	0.7	+ 133.3%	—	—	—

\* Does not account for sale concessions and/or downpayment assistance. | Percent changes are calculated using rounded figures and can sometimes look extreme due to small sample size.

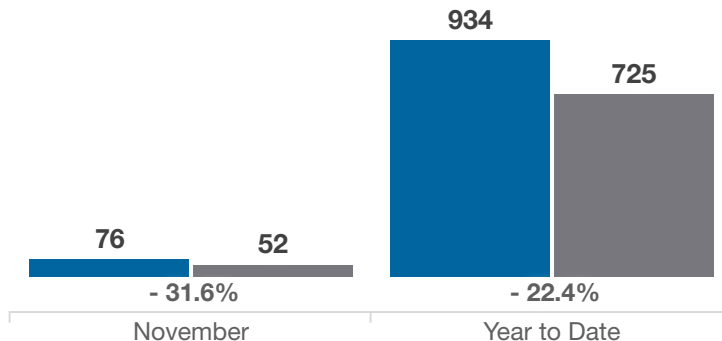
### Closed Sales

■ 2021 ■ 2022



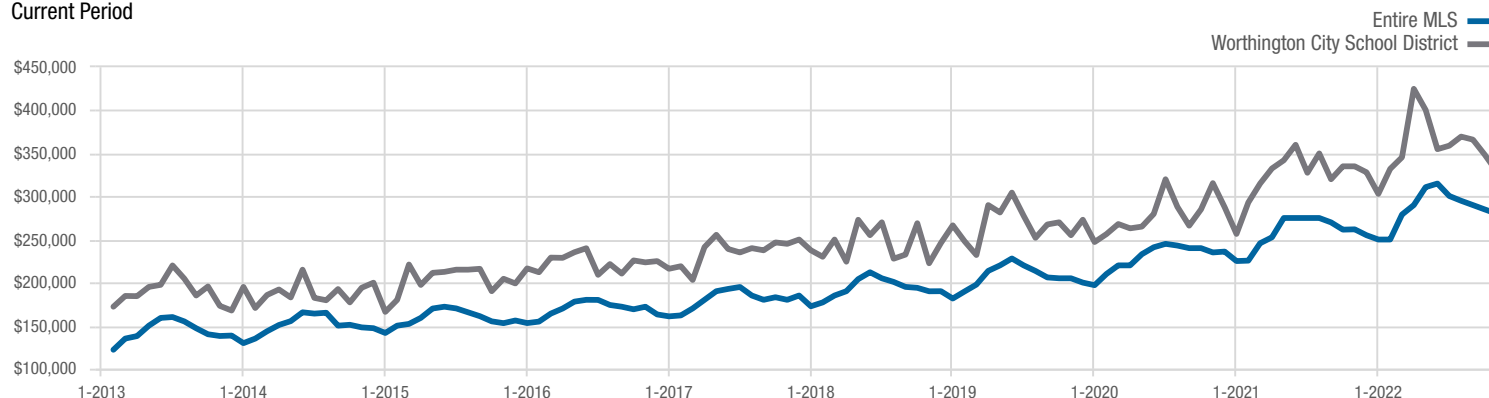
### In Contracts

■ 2021 ■ 2022



### Median Sales Price

Current Period



Each data point represents the median sales price in a given month.

# Local Market Update – November 2022

A RESEARCH TOOL PROVIDED BY THE COLUMBUS REALTORS®  
BASED ON RESIDENTIAL LISTING DATA ONLY

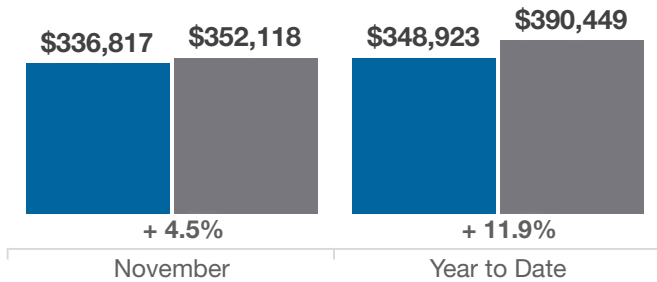


## Worthington City School District

Franklin County

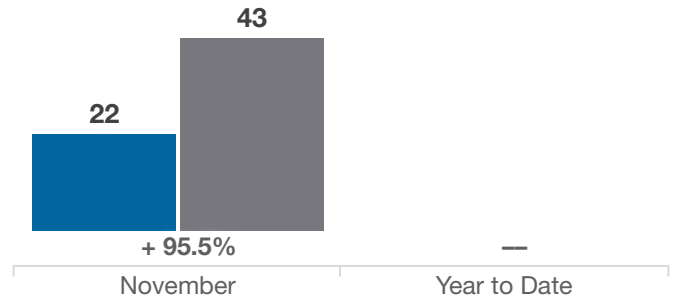
### Average Sales Price

■ 2021 ■ 2022



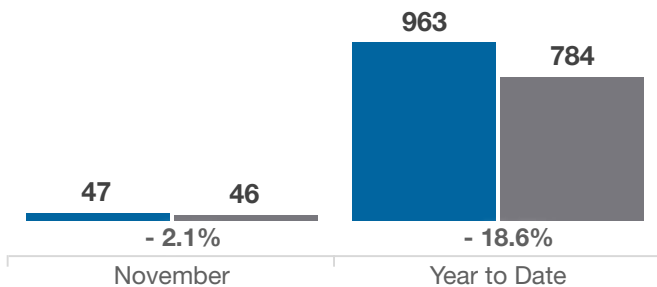
### Inventory of Homes for Sale

■ 2021 ■ 2022



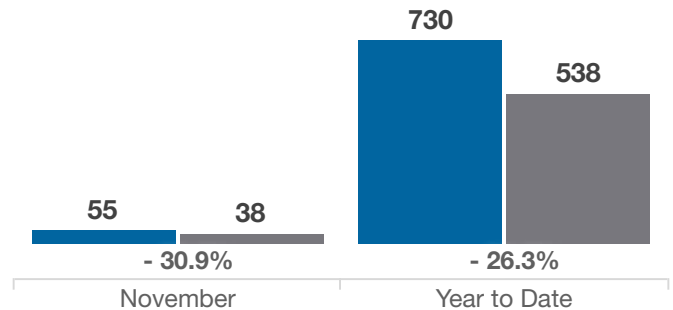
### New Listings

■ 2021 ■ 2022



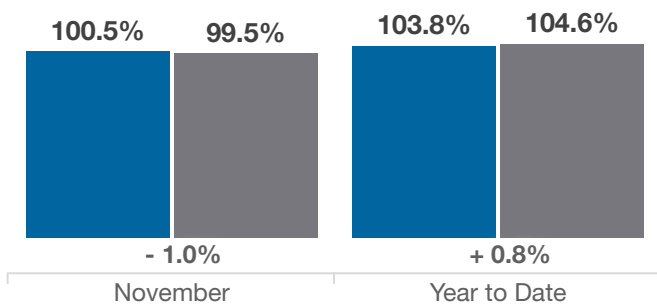
### Single Family Sales

■ 2021 ■ 2022



### Pct. Of Orig. List Price Received

■ 2021 ■ 2022



### Condo Sales

■ 2021 ■ 2022

