

Local Market Update – January 2023

A RESEARCH TOOL PROVIDED BY THE COLUMBUS REALTORS®
BASED ON RESIDENTIAL LISTING DATA ONLY



Beechwold / Clintonville

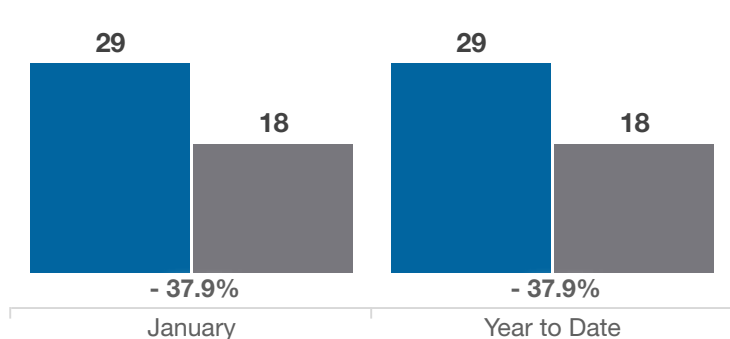
Franklin County (43214, 43202)

Key Metrics	January			Year to Date		
	2022	2023	% Change	Thru 1-2022	Thru 1-2023	% Change
Closed Sales	29	18	- 37.9%	29	18	- 37.9%
In Contracts	29	36	+ 24.1%	29	36	+ 24.1%
Average Sales Price*	\$358,549	\$341,206	- 4.8%	\$358,549	\$341,206	- 4.8%
Median Sales Price*	\$375,000	\$337,450	- 10.0%	\$375,000	\$337,450	- 10.0%
Average Price Per Square Foot*	\$240.15	\$266.41	+ 10.9%	\$240.15	\$266.41	+ 10.9%
Percent of Original List Price Received*	99.8%	94.7%	- 5.1%	99.8%	94.7%	- 5.1%
Percent of Last List Price Received*	100.5%	97.2%	- 3.3%	100.5%	97.2%	- 3.3%
Days on Market Until Sale	35	36	+ 2.9%	35	36	+ 2.9%
New Listings	33	29	- 12.1%	33	29	- 12.1%
Median List Price of New Listings	\$359,900	\$339,900	- 5.6%	\$359,900	\$339,900	- 5.6%
Median List Price at Time of Sale	\$345,000	\$337,450	- 2.2%	\$345,000	\$337,450	- 2.2%
Inventory of Homes for Sale	25	33	+ 32.0%	—	—	—
Months Supply of Inventory	0.4	0.6	+ 50.0%	—	—	—

* Does not account for sale concessions and/or downpayment assistance. | Percent changes are calculated using rounded figures and can sometimes look extreme due to small sample size.

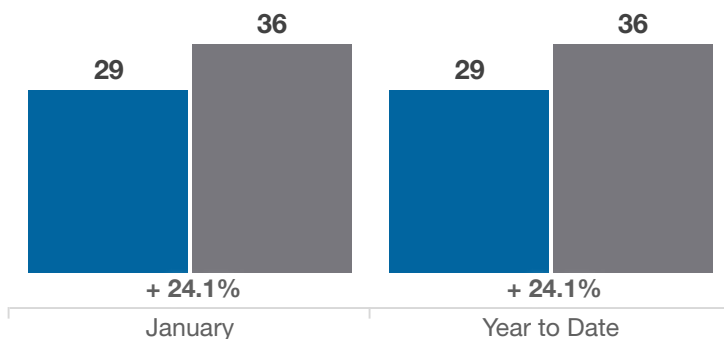
Closed Sales

■ 2022 ■ 2023



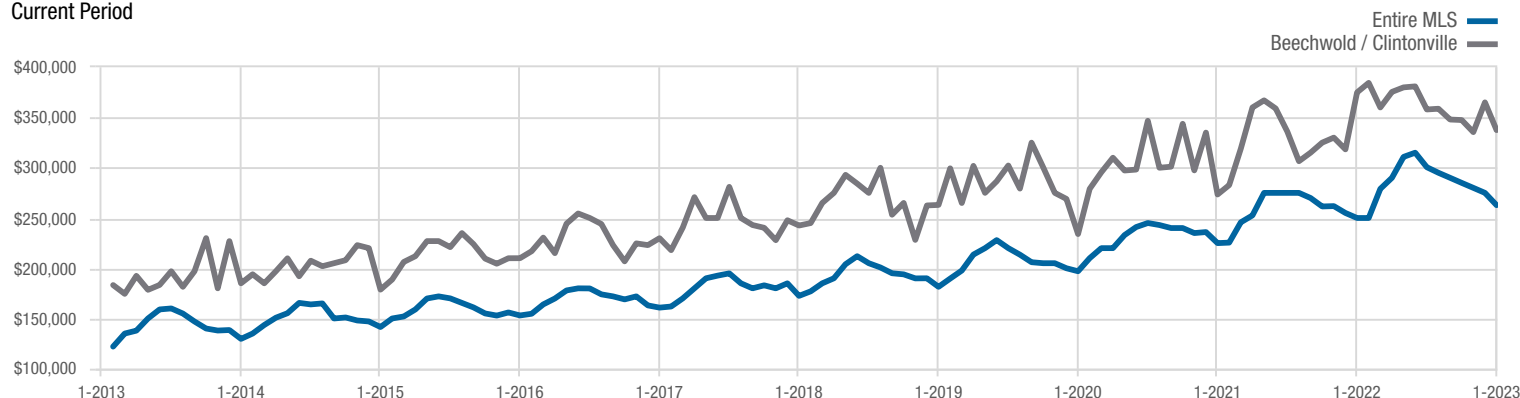
In Contracts

■ 2022 ■ 2023



Median Sales Price

Current Period



Each data point represents the median sales price in a given month.

Local Market Update – January 2023

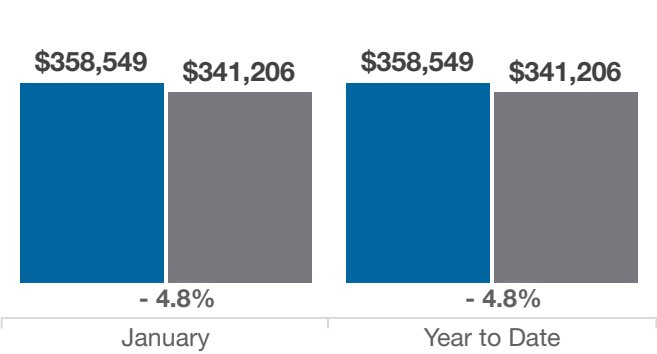
A RESEARCH TOOL PROVIDED BY THE COLUMBUS REALTORS®
BASED ON RESIDENTIAL LISTING DATA ONLY



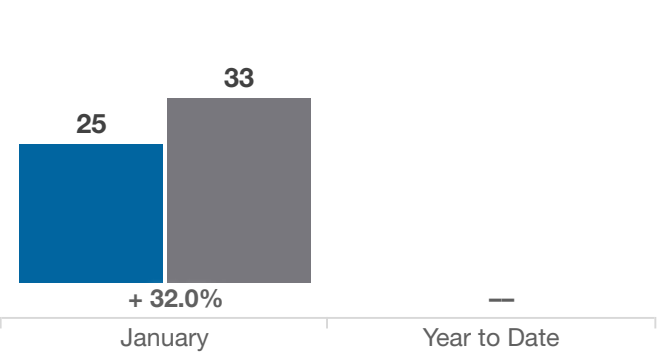
Beechwold / Clintonville

Franklin County (43214, 43202)

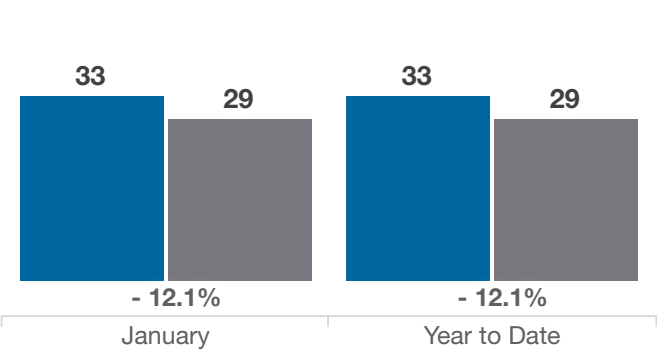
Average Sales Price



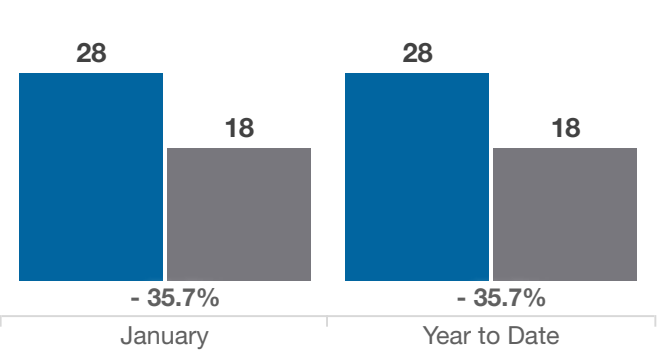
Inventory of Homes for Sale



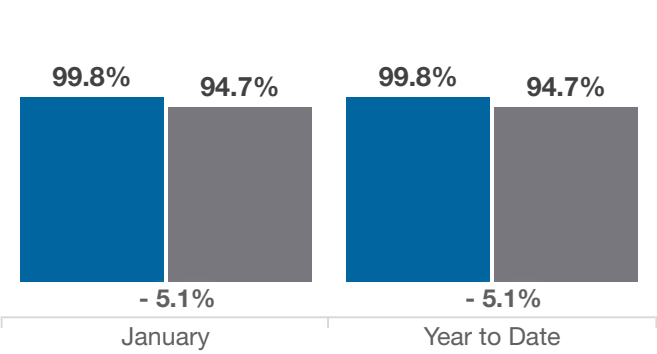
New Listings



Single Family Sales



Pct. Of Orig. List Price Received



Condo Sales

