

Local Market Update – January 2023

A RESEARCH TOOL PROVIDED BY THE COLUMBUS REALTORS®
BASED ON RESIDENTIAL LISTING DATA ONLY



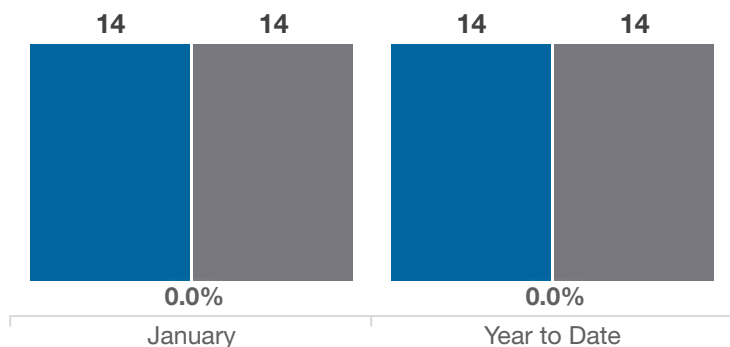
Clark County

| Key Metrics | January | | | Year to Date | | |
|--|-----------|-----------|----------|--------------|-------------|----------|
| | 2022 | 2023 | % Change | Thru 1-2022 | Thru 1-2023 | % Change |
| Closed Sales | 14 | 14 | 0.0% | 14 | 14 | 0.0% |
| In Contracts | 21 | 25 | + 19.0% | 21 | 25 | + 19.0% |
| Average Sales Price* | \$191,549 | \$140,650 | - 26.6% | \$191,549 | \$140,650 | - 26.6% |
| Median Sales Price* | \$212,450 | \$129,950 | - 38.8% | \$212,450 | \$129,950 | - 38.8% |
| Average Price Per Square Foot* | \$111.42 | \$123.00 | + 10.4% | \$111.42 | \$123.00 | + 10.4% |
| Percent of Original List Price Received* | 97.8% | 93.3% | - 4.6% | 97.8% | 93.3% | - 4.6% |
| Percent of Last List Price Received* | 99.8% | 96.1% | - 3.7% | 99.8% | 96.1% | - 3.7% |
| Days on Market Until Sale | 23 | 40 | + 73.9% | 23 | 40 | + 73.9% |
| New Listings | 15 | 22 | + 46.7% | 15 | 22 | + 46.7% |
| Median List Price of New Listings | \$169,900 | \$161,700 | - 4.8% | \$169,900 | \$161,700 | - 4.8% |
| Median List Price at Time of Sale | \$212,400 | \$137,450 | - 35.3% | \$212,400 | \$137,450 | - 35.3% |
| Inventory of Homes for Sale | 19 | 38 | + 100.0% | — | — | — |
| Months Supply of Inventory | 1.0 | 1.6 | + 60.0% | — | — | — |

* Does not account for sale concessions and/or downpayment assistance. | Percent changes are calculated using rounded figures and can sometimes look extreme due to small sample size.

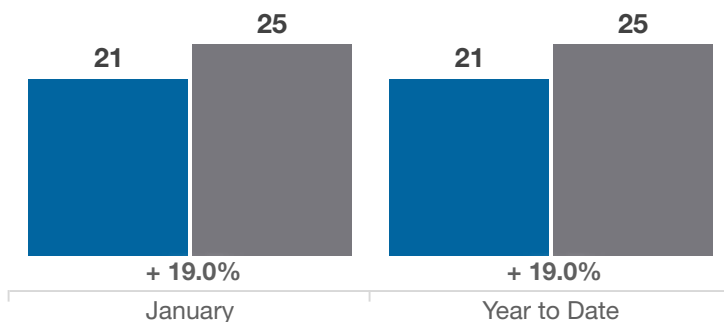
Closed Sales

■ 2022 ■ 2023



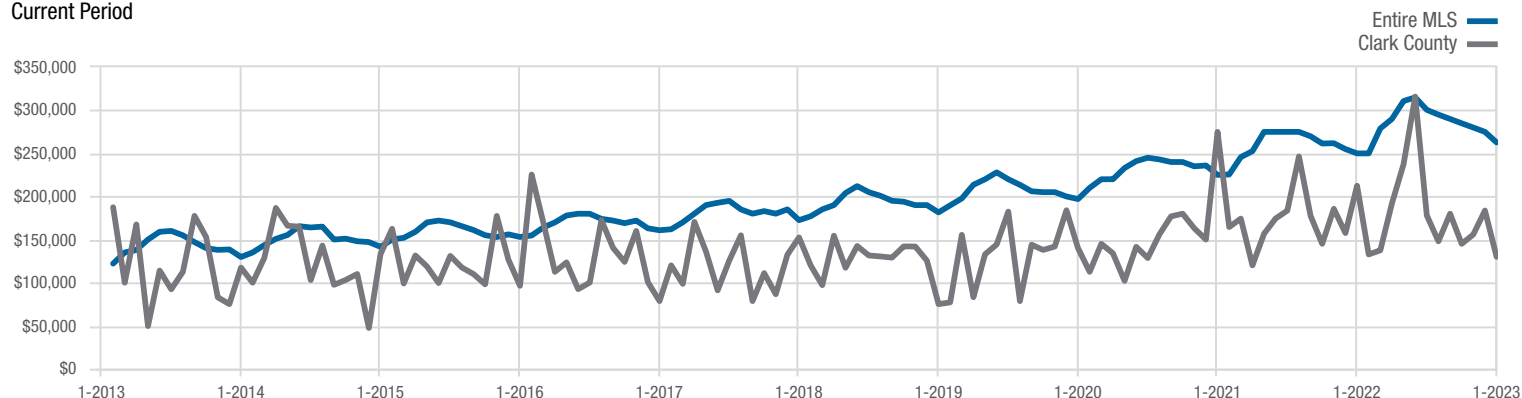
In Contracts

■ 2022 ■ 2023



Median Sales Price

Current Period



Each data point represents the median sales price in a given month.

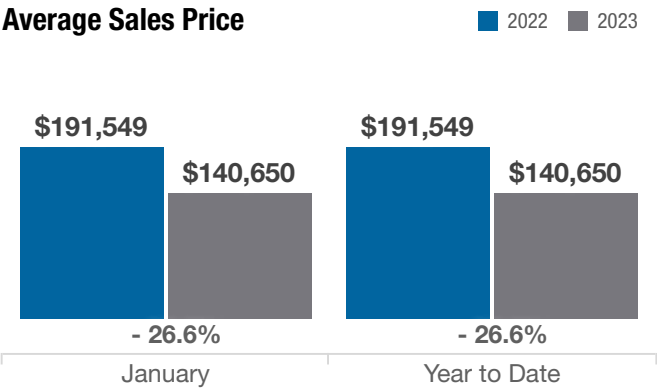
Local Market Update – January 2023

A RESEARCH TOOL PROVIDED BY THE COLUMBUS REALTORS®
BASED ON RESIDENTIAL LISTING DATA ONLY

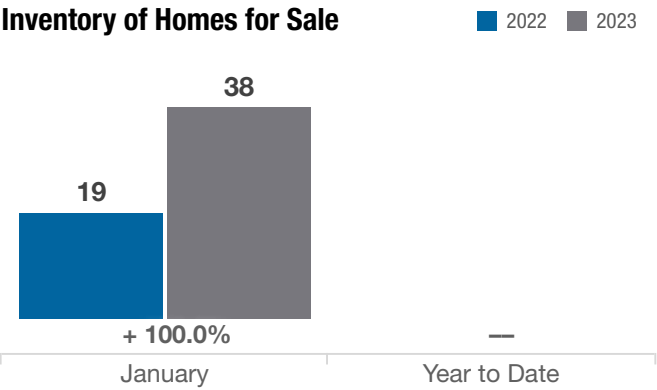


Clark County

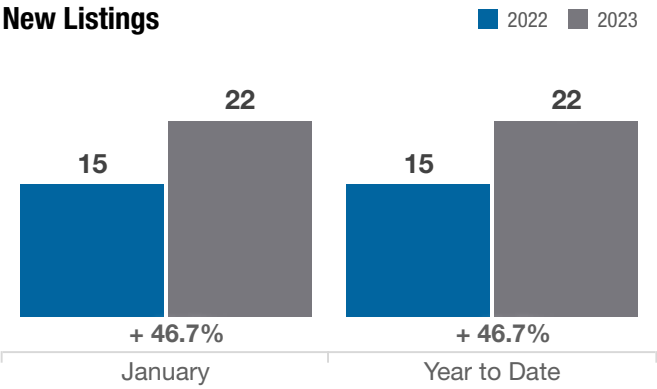
Average Sales Price



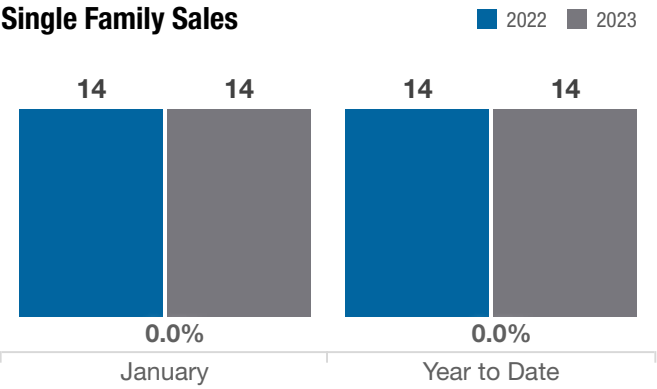
Inventory of Homes for Sale



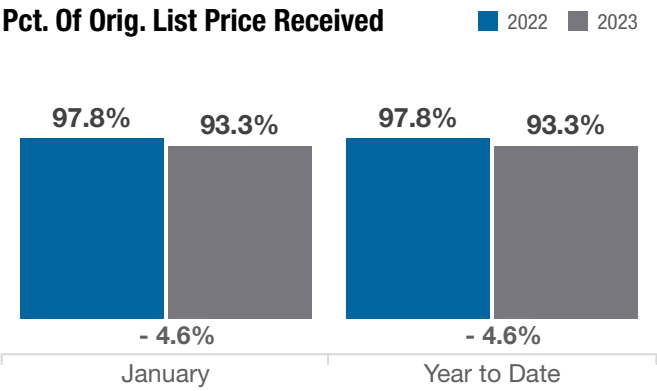
New Listings



Single Family Sales



Pct. Of Orig. List Price Received



Condo Sales

