

# Local Market Update – January 2023

A RESEARCH TOOL PROVIDED BY THE COLUMBUS REALTORS®  
BASED ON RESIDENTIAL LISTING DATA ONLY



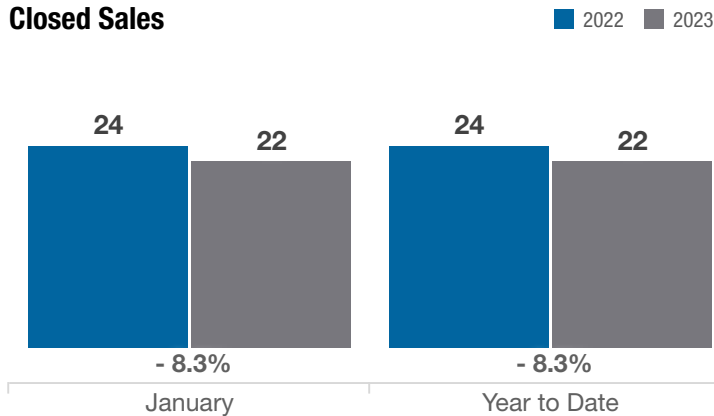
## Delaware City School District

Delaware County

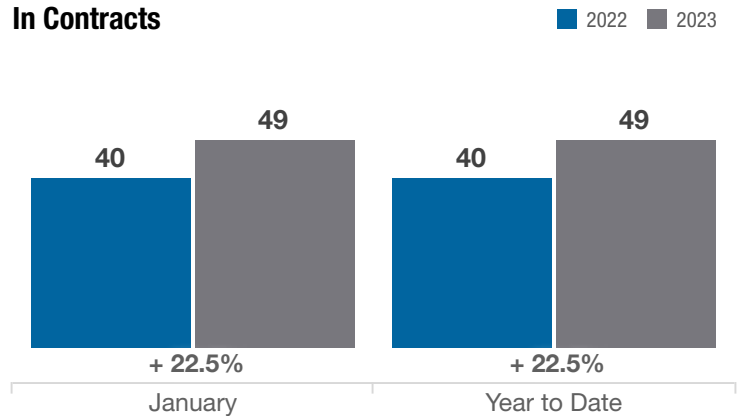
Key Metrics	January			Year to Date		
	2022	2023	% Change	Thru 1-2022	Thru 1-2023	% Change
Closed Sales	24	22	- 8.3%	24	22	- 8.3%
In Contracts	40	49	+ 22.5%	40	49	+ 22.5%
Average Sales Price*	\$257,302	\$302,392	+ 17.5%	\$257,302	\$302,392	+ 17.5%
Median Sales Price*	\$257,450	\$310,000	+ 20.4%	\$257,450	\$310,000	+ 20.4%
Average Price Per Square Foot*	\$164.44	\$174.60	+ 6.2%	\$164.44	\$174.60	+ 6.2%
Percent of Original List Price Received*	99.9%	96.9%	- 3.0%	99.9%	96.9%	- 3.0%
Percent of Last List Price Received*	100.8%	98.9%	- 1.9%	100.8%	98.9%	- 1.9%
Days on Market Until Sale	27	24	- 11.1%	27	24	- 11.1%
New Listings	35	34	- 2.9%	35	34	- 2.9%
Median List Price of New Listings	\$339,000	\$328,250	- 3.2%	\$339,000	\$328,250	- 3.2%
Median List Price at Time of Sale	\$249,950	\$309,950	+ 24.0%	\$249,950	\$309,950	+ 24.0%
Inventory of Homes for Sale	25	46	+ 84.0%	—	—	—
Months Supply of Inventory	0.4	1.0	+ 150.0%	—	—	—

\* Does not account for sale concessions and/or downpayment assistance. | Percent changes are calculated using rounded figures and can sometimes look extreme due to small sample size.

### Closed Sales

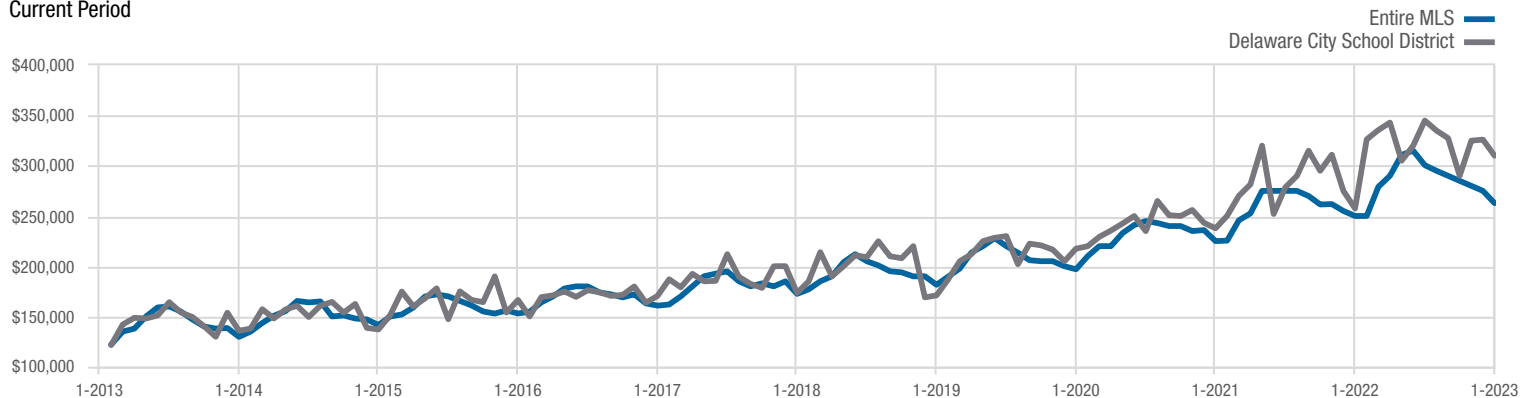


### In Contracts



### Median Sales Price

Current Period



Each data point represents the median sales price in a given month.

# Local Market Update – January 2023

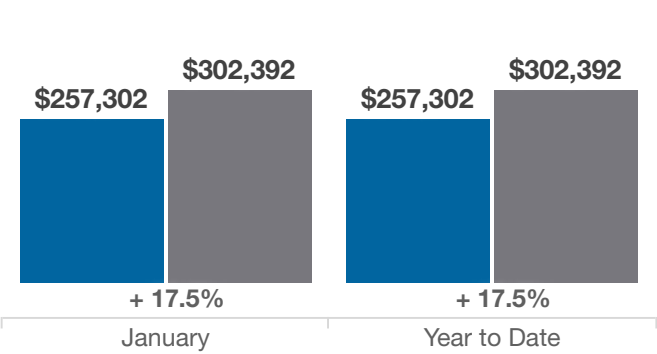
A RESEARCH TOOL PROVIDED BY THE COLUMBUS REALTORS®  
BASED ON RESIDENTIAL LISTING DATA ONLY



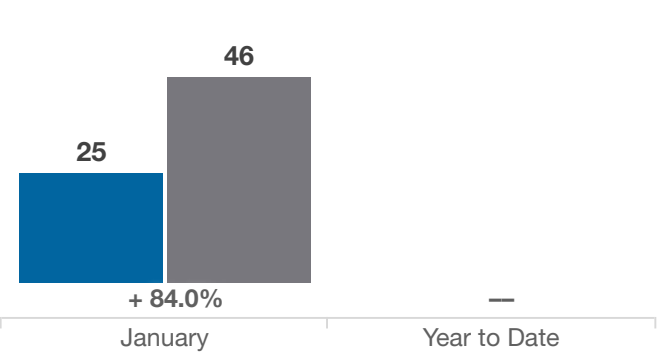
## Delaware City School District

Delaware County

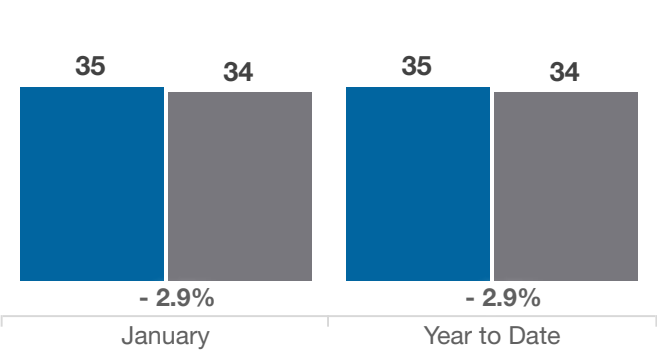
Average Sales Price



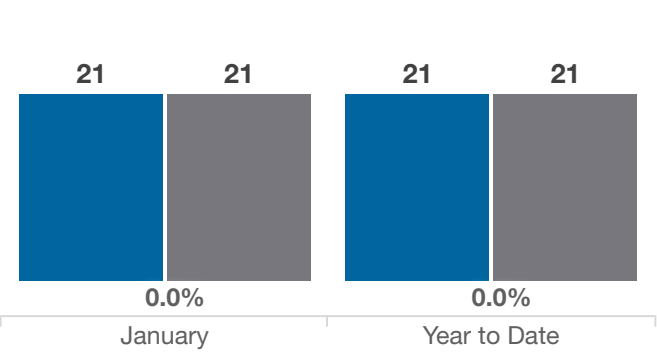
Inventory of Homes for Sale



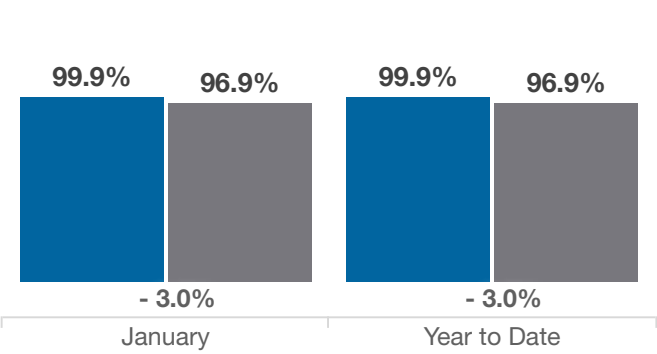
New Listings



Single Family Sales



Pct. Of Orig. List Price Received



Condo Sales

