

# Local Market Update – January 2023

A RESEARCH TOOL PROVIDED BY THE COLUMBUS REALTORS®  
BASED ON RESIDENTIAL LISTING DATA ONLY



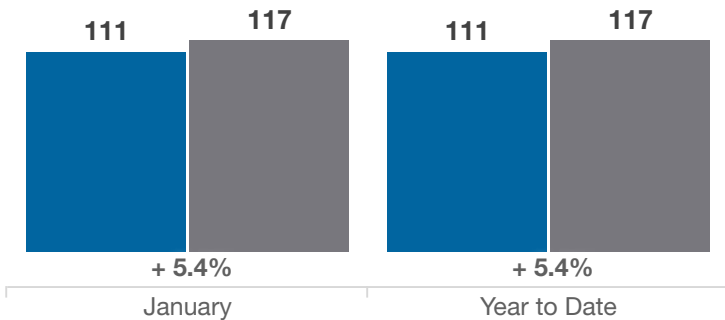
## Fairfield County

Key Metrics	January			Year to Date		
	2022	2023	% Change	Thru 1-2022	Thru 1-2023	% Change
Closed Sales	111	117	+ 5.4%	111	117	+ 5.4%
In Contracts	130	143	+ 10.0%	130	143	+ 10.0%
Average Sales Price*	\$304,680	\$315,614	+ 3.6%	\$304,680	\$315,614	+ 3.6%
Median Sales Price*	\$290,000	\$309,990	+ 6.9%	\$290,000	\$309,990	+ 6.9%
Average Price Per Square Foot*	\$154.71	\$165.81	+ 7.2%	\$154.71	\$165.81	+ 7.2%
Percent of Original List Price Received*	100.9%	95.9%	- 5.0%	100.9%	95.9%	- 5.0%
Percent of Last List Price Received*	101.2%	98.1%	- 3.1%	101.2%	98.1%	- 3.1%
Days on Market Until Sale	20	28	+ 40.0%	20	28	+ 40.0%
New Listings	125	110	- 12.0%	125	110	- 12.0%
Median List Price of New Listings	\$309,900	\$299,700	- 3.3%	\$309,900	\$299,700	- 3.3%
Median List Price at Time of Sale	\$286,400	\$300,000	+ 4.7%	\$286,400	\$300,000	+ 4.7%
Inventory of Homes for Sale	86	129	+ 50.0%	—	—	—
Months Supply of Inventory	0.4	0.7	+ 75.0%	—	—	—

\* Does not account for sale concessions and/or downpayment assistance. | Percent changes are calculated using rounded figures and can sometimes look extreme due to small sample size.

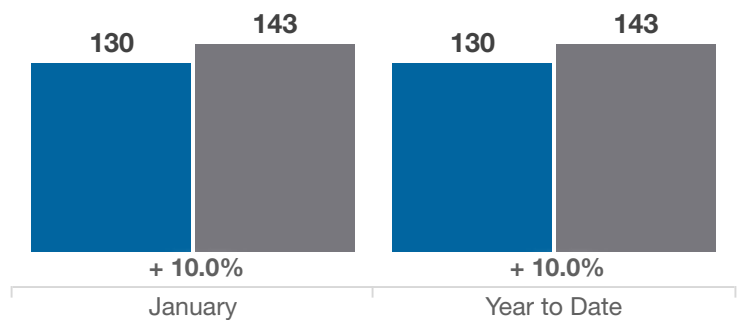
### Closed Sales

■ 2022 ■ 2023



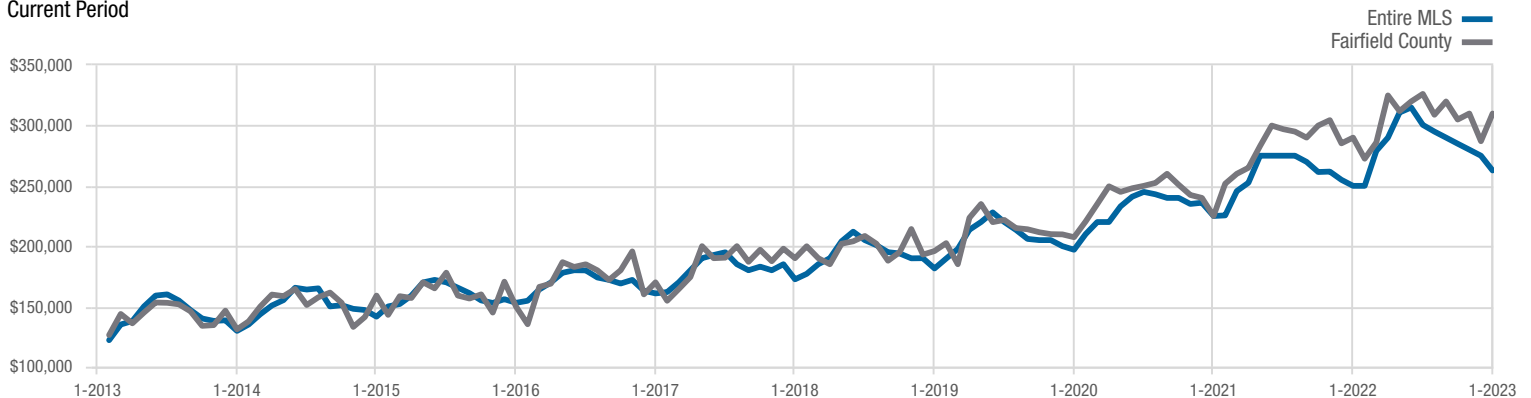
### In Contracts

■ 2022 ■ 2023



### Median Sales Price

Current Period



Each data point represents the median sales price in a given month.

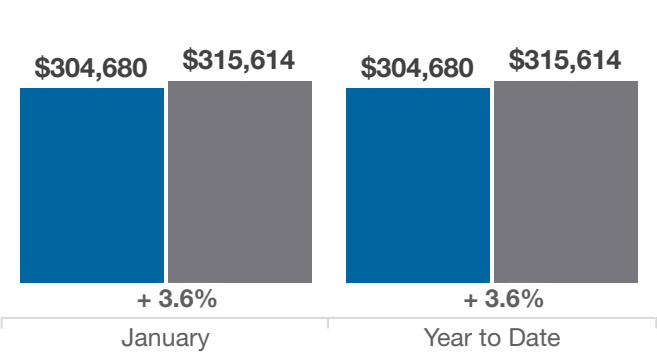
# Local Market Update – January 2023

A RESEARCH TOOL PROVIDED BY THE COLUMBUS REALTORS®  
BASED ON RESIDENTIAL LISTING DATA ONLY

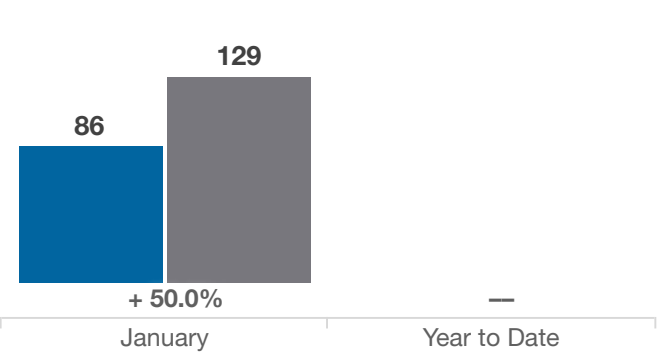


## Fairfield County

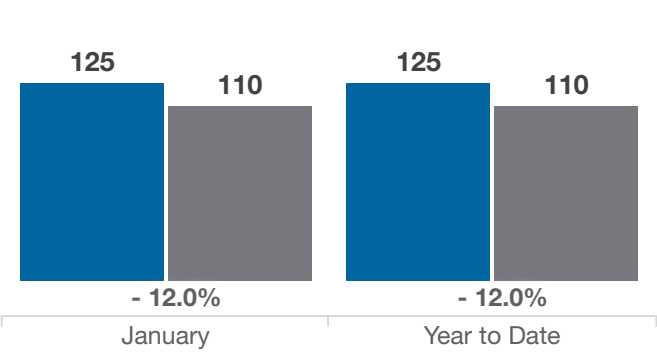
Average Sales Price



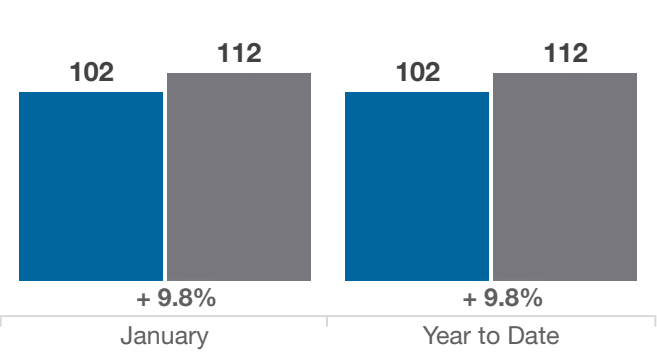
Inventory of Homes for Sale



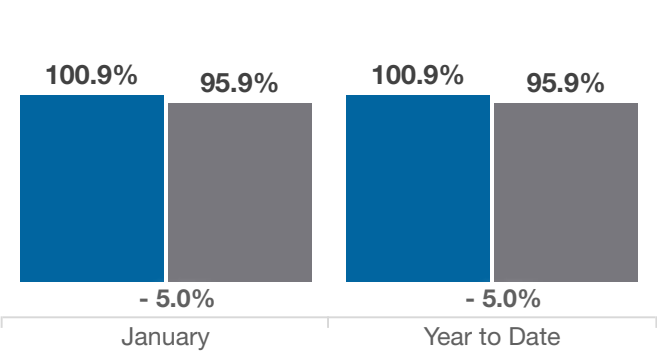
New Listings



Single Family Sales



Pct. Of Orig. List Price Received



Condo Sales

