

Local Market Update – January 2023

A RESEARCH TOOL PROVIDED BY THE COLUMBUS REALTORS®
BASED ON RESIDENTIAL LISTING DATA ONLY



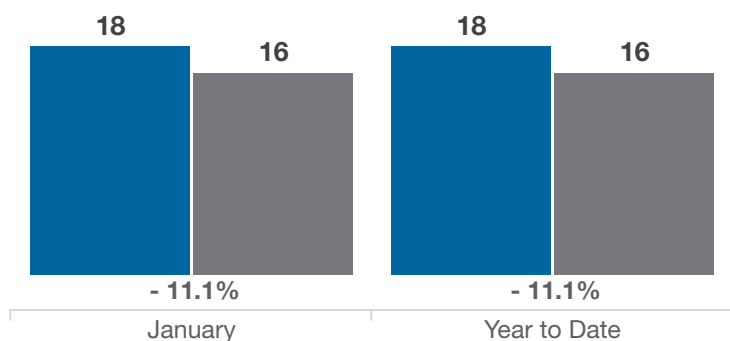
Fayette County

Key Metrics	January			Year to Date		
	2022	2023	% Change	Thru 1-2022	Thru 1-2023	% Change
Closed Sales	18	16	- 11.1%	18	16	- 11.1%
In Contracts	26	25	- 3.8%	26	25	- 3.8%
Average Sales Price*	\$200,628	\$192,156	- 4.2%	\$200,628	\$192,156	- 4.2%
Median Sales Price*	\$180,500	\$174,950	- 3.1%	\$180,500	\$174,950	- 3.1%
Average Price Per Square Foot*	\$141.64	\$125.05	- 11.7%	\$141.64	\$125.05	- 11.7%
Percent of Original List Price Received*	95.5%	95.9%	+ 0.4%	95.5%	95.9%	+ 0.4%
Percent of Last List Price Received*	98.2%	97.0%	- 1.2%	98.2%	97.0%	- 1.2%
Days on Market Until Sale	33	38	+ 15.2%	33	38	+ 15.2%
New Listings	18	27	+ 50.0%	18	27	+ 50.0%
Median List Price of New Listings	\$165,250	\$159,500	- 3.5%	\$165,250	\$159,500	- 3.5%
Median List Price at Time of Sale	\$179,250	\$174,900	- 2.4%	\$179,250	\$174,900	- 2.4%
Inventory of Homes for Sale	10	41	+ 310.0%	—	—	—
Months Supply of Inventory	0.3	1.7	+ 466.7%	—	—	—

* Does not account for sale concessions and/or downpayment assistance. | Percent changes are calculated using rounded figures and can sometimes look extreme due to small sample size.

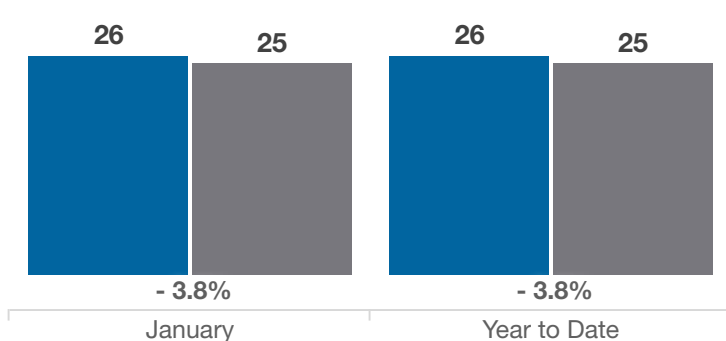
Closed Sales

■ 2022 ■ 2023



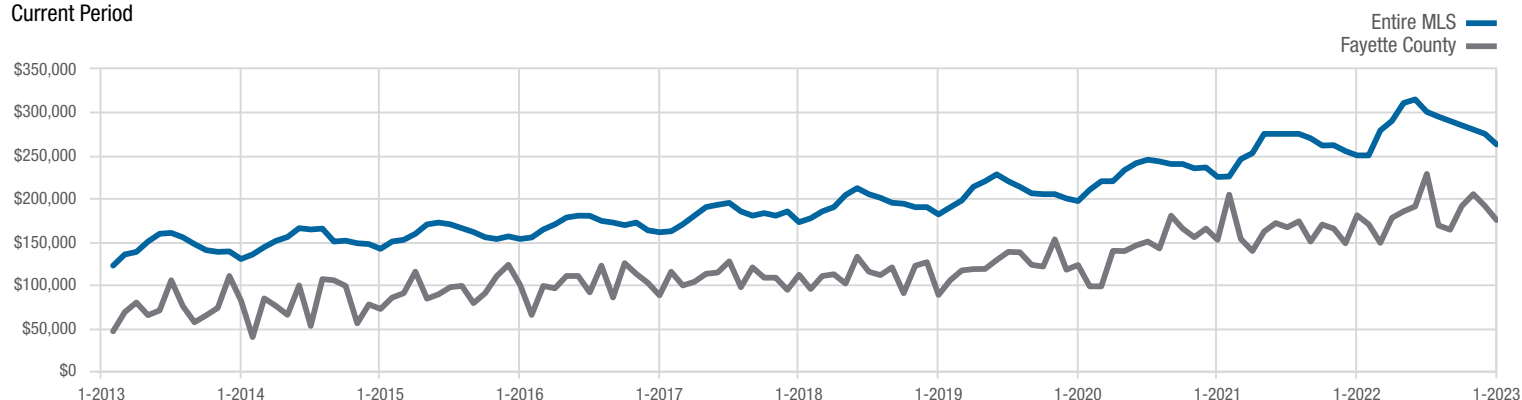
In Contracts

■ 2022 ■ 2023



Median Sales Price

Current Period



Each data point represents the median sales price in a given month.

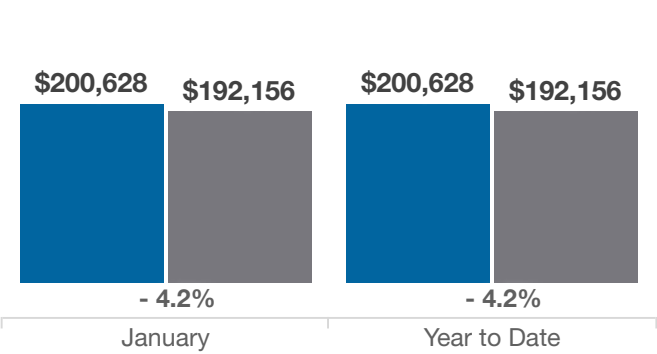
Local Market Update – January 2023

A RESEARCH TOOL PROVIDED BY THE COLUMBUS REALTORS®
BASED ON RESIDENTIAL LISTING DATA ONLY

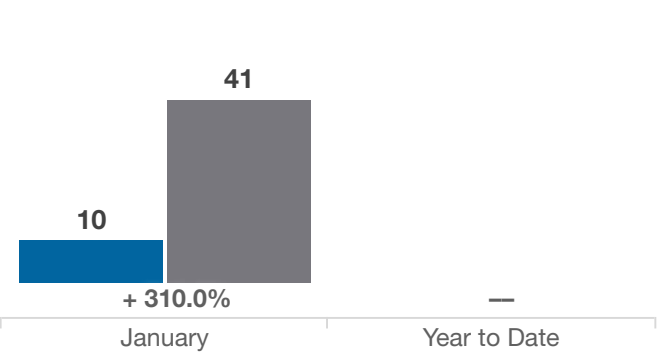


Fayette County

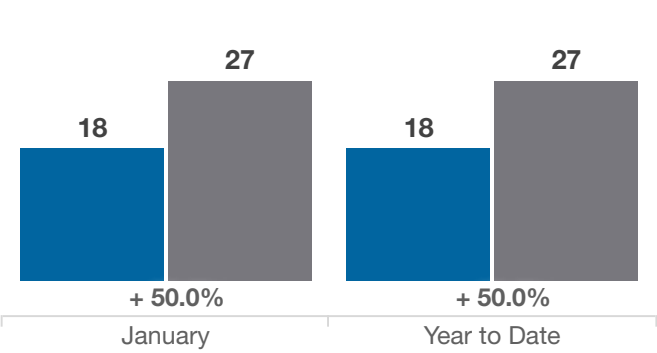
Average Sales Price



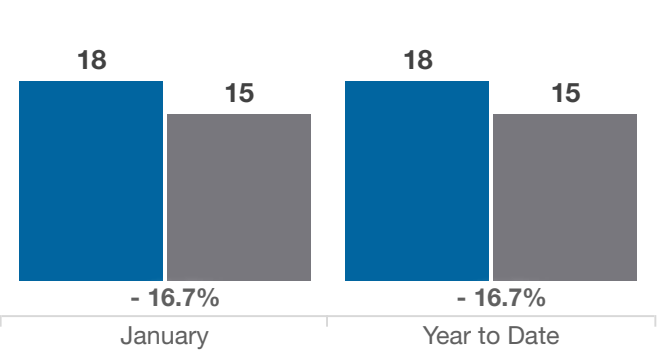
Inventory of Homes for Sale



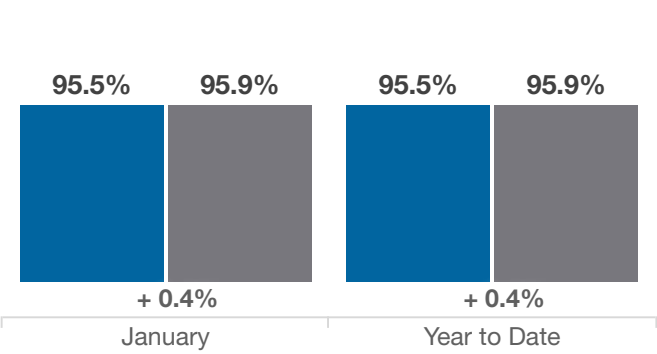
New Listings



Single Family Sales



Pct. Of Orig. List Price Received



Condo Sales

