

Local Market Update – January 2023

A RESEARCH TOOL PROVIDED BY THE COLUMBUS REALTORS®
BASED ON RESIDENTIAL LISTING DATA ONLY



German Village

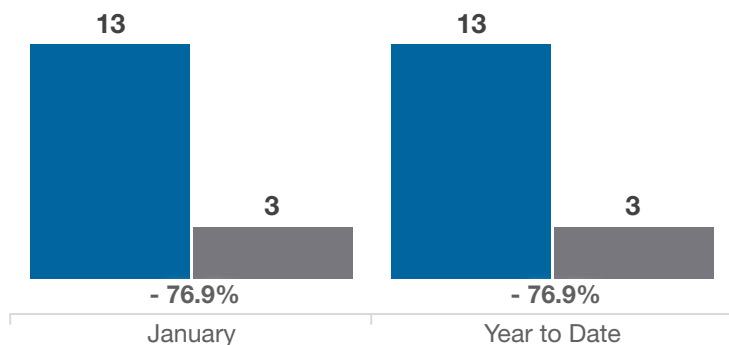
Franklin County (43206 and German Village subdivision)

Key Metrics	January			Year to Date		
	2022	2023	% Change	Thru 1-2022	Thru 1-2023	% Change
Closed Sales	13	3	- 76.9%	13	3	- 76.9%
In Contracts	9	6	- 33.3%	9	6	- 33.3%
Average Sales Price*	\$655,805	\$382,833	- 41.6%	\$655,805	\$382,833	- 41.6%
Median Sales Price*	\$400,000	\$405,000	+ 1.3%	\$400,000	\$405,000	+ 1.3%
Average Price Per Square Foot*	\$329.77	\$295.74	- 10.3%	\$329.77	\$295.74	- 10.3%
Percent of Original List Price Received*	96.1%	94.3%	- 1.9%	96.1%	94.3%	- 1.9%
Percent of Last List Price Received*	97.7%	97.6%	- 0.1%	97.7%	97.6%	- 0.1%
Days on Market Until Sale	23	46	+ 100.0%	23	46	+ 100.0%
New Listings	5	13	+ 160.0%	5	13	+ 160.0%
Median List Price of New Listings	\$579,900	\$513,500	- 11.5%	\$579,900	\$513,500	- 11.5%
Median List Price at Time of Sale	\$399,900	\$439,500	+ 9.9%	\$399,900	\$439,500	+ 9.9%
Inventory of Homes for Sale	3	9	+ 200.0%	—	—	—
Months Supply of Inventory	0.2	1.0	+ 400.0%	—	—	—

* Does not account for sale concessions and/or downpayment assistance. | Percent changes are calculated using rounded figures and can sometimes look extreme due to small sample size.

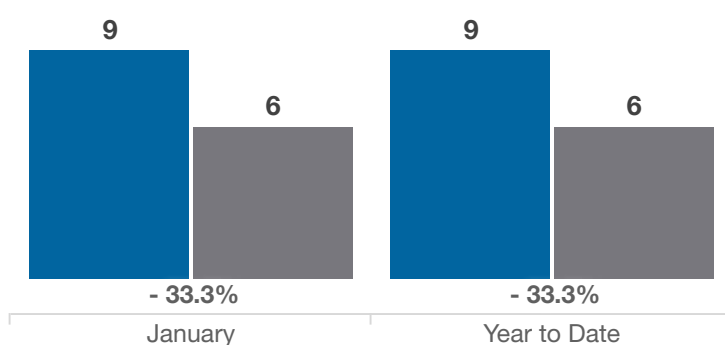
Closed Sales

■ 2022 ■ 2023



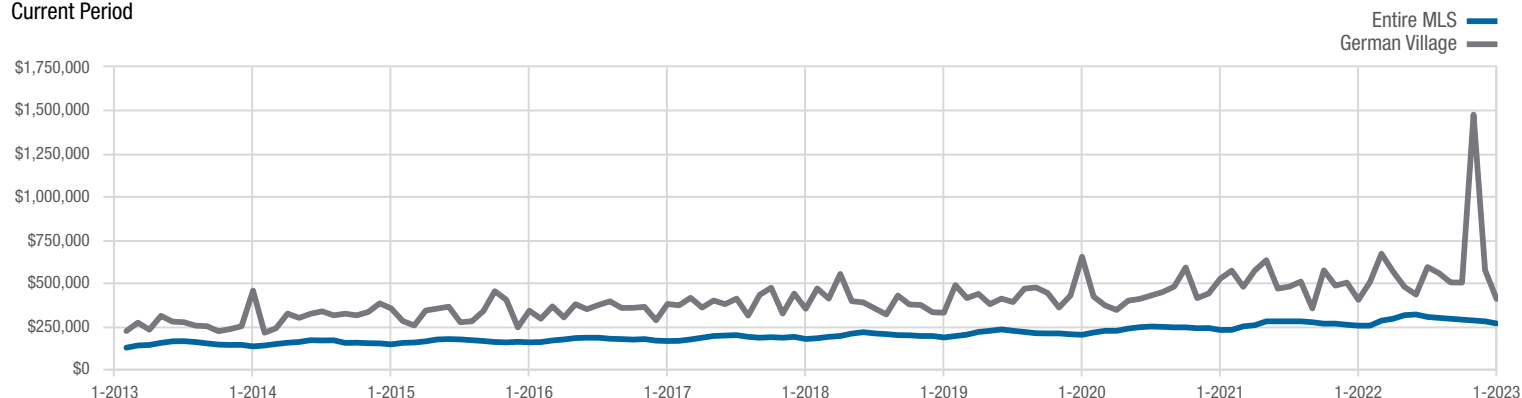
In Contracts

■ 2022 ■ 2023



Median Sales Price

Current Period



Each data point represents the median sales price in a given month.

Local Market Update – January 2023

A RESEARCH TOOL PROVIDED BY THE COLUMBUS REALTORS®
BASED ON RESIDENTIAL LISTING DATA ONLY



German Village

Franklin County (43206 and German Village subdivision)

