

Local Market Update – January 2023

A RESEARCH TOOL PROVIDED BY THE COLUMBUS REALTORS®
BASED ON RESIDENTIAL LISTING DATA ONLY



Groveport Madison Local School District

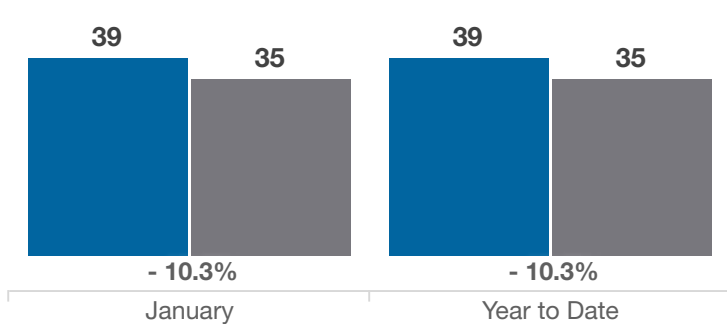
Franklin County

Key Metrics	January			Year to Date		
	2022	2023	% Change	Thru 1-2022	Thru 1-2023	% Change
Closed Sales	39	35	- 10.3%	39	35	- 10.3%
In Contracts	51	42	- 17.6%	51	42	- 17.6%
Average Sales Price*	\$232,943	\$235,466	+ 1.1%	\$232,943	\$235,466	+ 1.1%
Median Sales Price*	\$220,000	\$225,000	+ 2.3%	\$220,000	\$225,000	+ 2.3%
Average Price Per Square Foot*	\$149.96	\$159.47	+ 6.3%	\$149.96	\$159.47	+ 6.3%
Percent of Original List Price Received*	104.5%	97.5%	- 6.7%	104.5%	97.5%	- 6.7%
Percent of Last List Price Received*	104.5%	99.3%	- 5.0%	104.5%	99.3%	- 5.0%
Days on Market Until Sale	6	20	+ 233.3%	6	20	+ 233.3%
New Listings	51	27	- 47.1%	51	27	- 47.1%
Median List Price of New Listings	\$239,900	\$230,000	- 4.1%	\$239,900	\$230,000	- 4.1%
Median List Price at Time of Sale	\$219,900	\$219,000	- 0.4%	\$219,900	\$219,000	- 0.4%
Inventory of Homes for Sale	26	35	+ 34.6%	—	—	—
Months Supply of Inventory	0.4	0.7	+ 75.0%	—	—	—

* Does not account for sale concessions and/or downpayment assistance. | Percent changes are calculated using rounded figures and can sometimes look extreme due to small sample size.

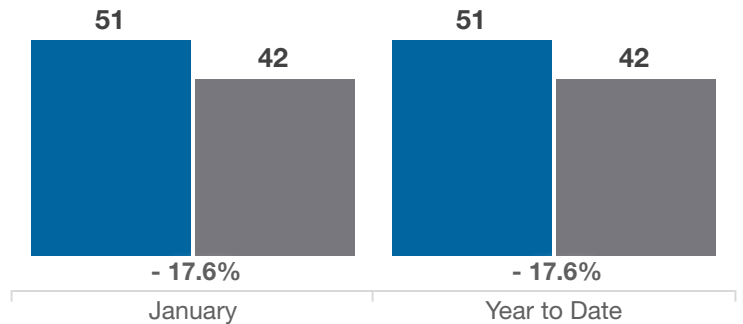
Closed Sales

■ 2022 ■ 2023



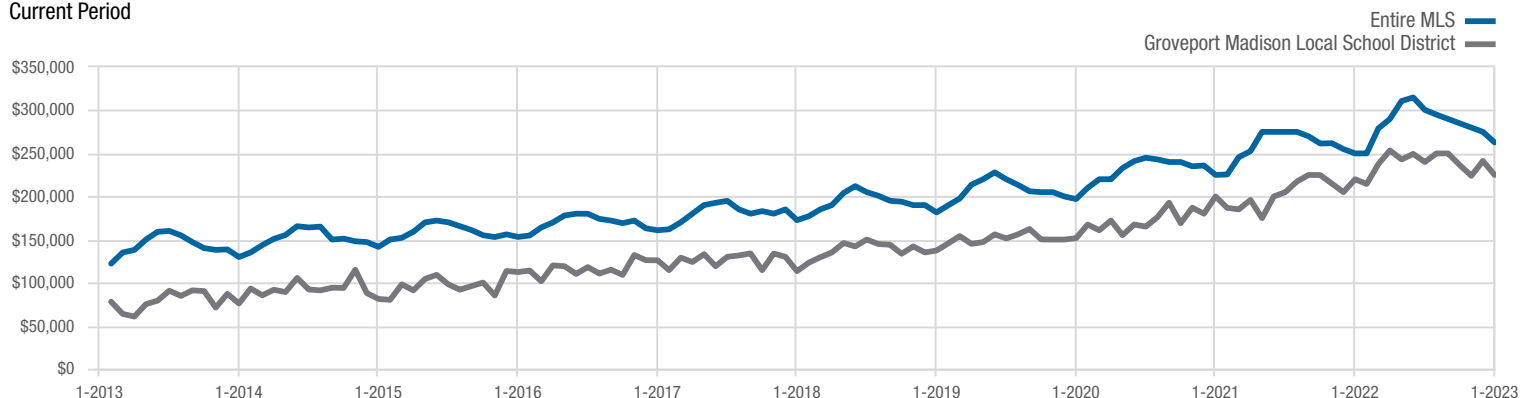
In Contracts

■ 2022 ■ 2023



Median Sales Price

Current Period



Each data point represents the median sales price in a given month.

Local Market Update – January 2023

A RESEARCH TOOL PROVIDED BY THE COLUMBUS REALTORS®
BASED ON RESIDENTIAL LISTING DATA ONLY



Groveport Madison Local School District

Franklin County

