

# Local Market Update – January 2023

A RESEARCH TOOL PROVIDED BY THE COLUMBUS REALTORS®  
BASED ON RESIDENTIAL LISTING DATA ONLY



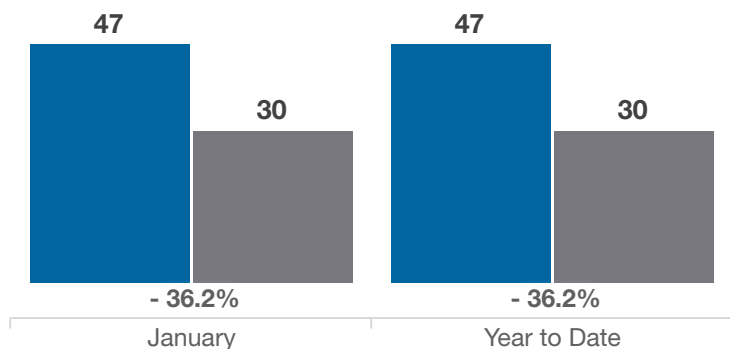
## Marion County

Key Metrics	January			Year to Date		
	2022	2023	% Change	Thru 1-2022	Thru 1-2023	% Change
Closed Sales	47	30	- 36.2%	47	30	- 36.2%
In Contracts	59	51	- 13.6%	59	51	- 13.6%
Average Sales Price*	\$166,728	\$139,721	- 16.2%	\$166,728	\$139,721	- 16.2%
Median Sales Price*	\$115,000	\$134,250	+ 16.7%	\$115,000	\$134,250	+ 16.7%
Average Price Per Square Foot*	\$93.94	\$103.87	+ 10.6%	\$93.94	\$103.87	+ 10.6%
Percent of Original List Price Received*	94.0%	92.3%	- 1.8%	94.0%	92.3%	- 1.8%
Percent of Last List Price Received*	95.0%	94.4%	- 0.6%	95.0%	94.4%	- 0.6%
Days on Market Until Sale	26	33	+ 26.9%	26	33	+ 26.9%
New Listings	43	36	- 16.3%	43	36	- 16.3%
Median List Price of New Listings	\$119,000	\$136,950	+ 15.1%	\$119,000	\$136,950	+ 15.1%
Median List Price at Time of Sale	\$129,900	\$139,450	+ 7.4%	\$129,900	\$139,450	+ 7.4%
Inventory of Homes for Sale	45	64	+ 42.2%	—	—	—
Months Supply of Inventory	0.7	1.2	+ 71.4%	—	—	—

\* Does not account for sale concessions and/or downpayment assistance. | Percent changes are calculated using rounded figures and can sometimes look extreme due to small sample size.

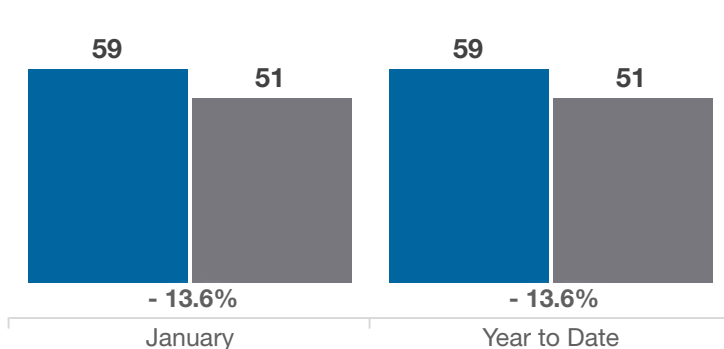
### Closed Sales

■ 2022 ■ 2023



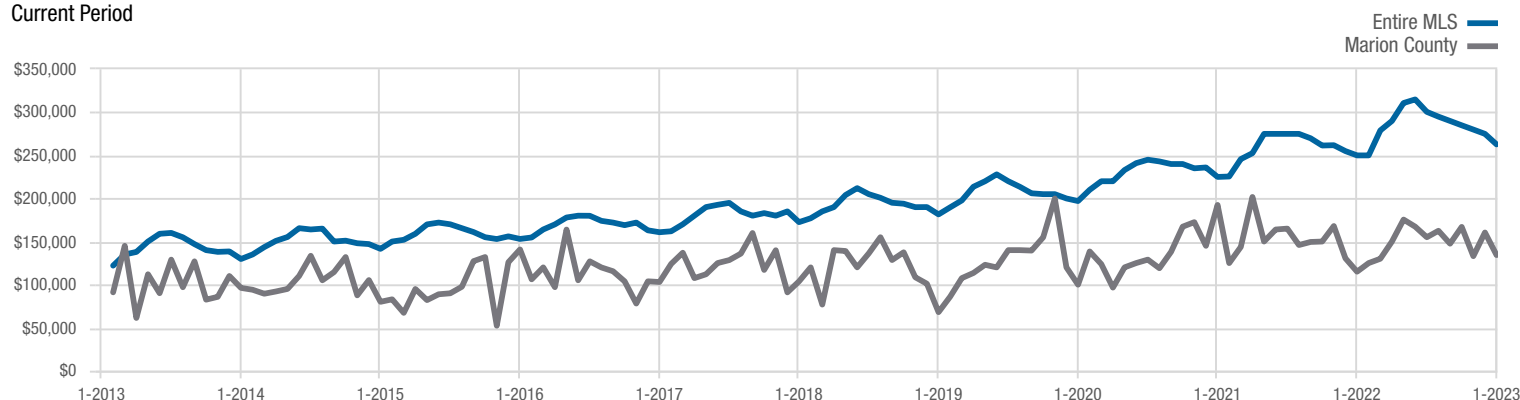
### In Contracts

■ 2022 ■ 2023



### Median Sales Price

Current Period



Each data point represents the median sales price in a given month.

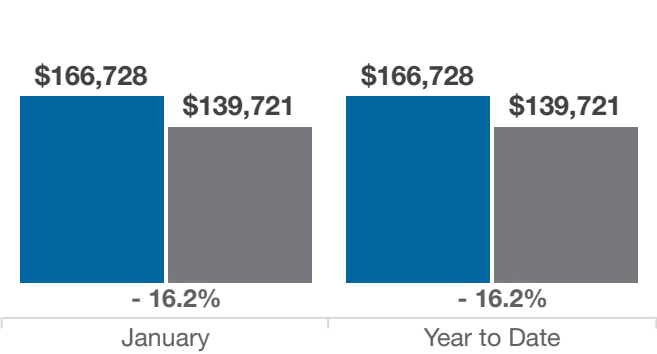
# Local Market Update – January 2023

A RESEARCH TOOL PROVIDED BY THE COLUMBUS REALTORS®  
BASED ON RESIDENTIAL LISTING DATA ONLY

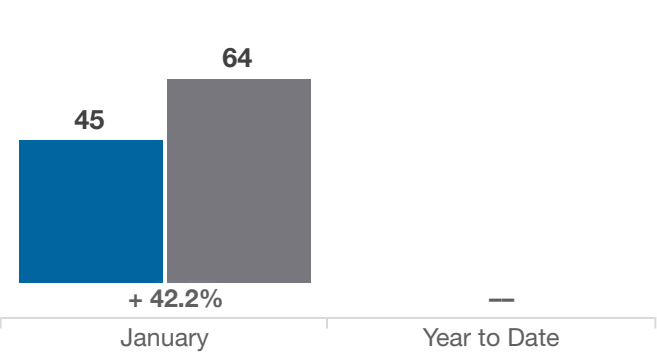


## Marion County

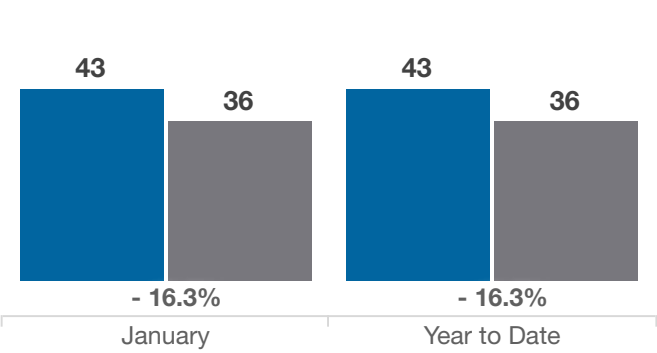
Average Sales Price



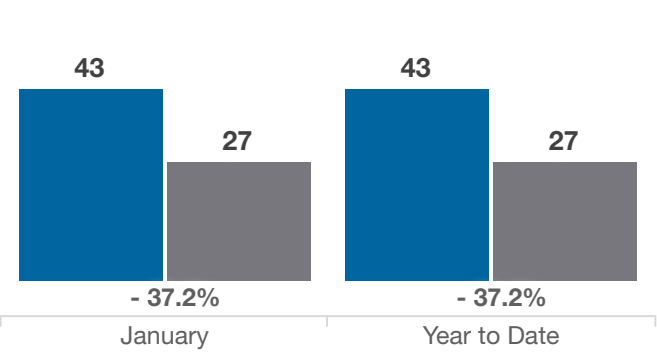
Inventory of Homes for Sale



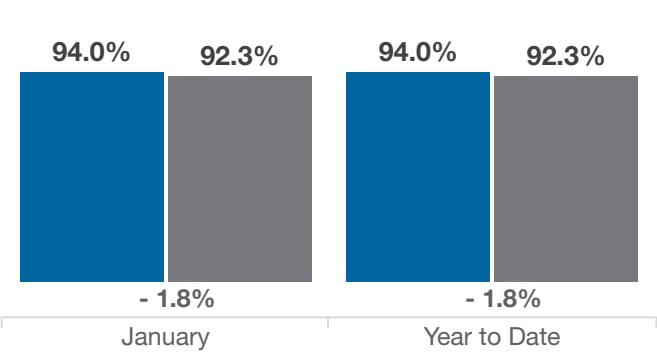
New Listings



Single Family Sales



Pct. Of Orig. List Price Received



Condo Sales

