

Local Market Update – January 2023

A RESEARCH TOOL PROVIDED BY THE COLUMBUS REALTORS®
BASED ON RESIDENTIAL LISTING DATA ONLY



Marysville Exempted Village School District

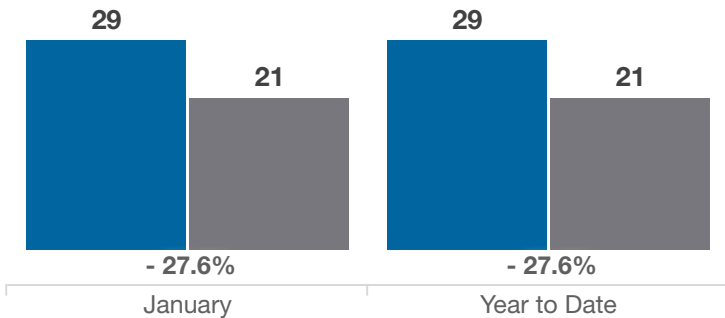
Union County

Key Metrics	January			Year to Date		
	2022	2023	% Change	Thru 1-2022	Thru 1-2023	% Change
Closed Sales	29	21	- 27.6%	29	21	- 27.6%
In Contracts	37	39	+ 5.4%	37	39	+ 5.4%
Average Sales Price*	\$312,364	\$348,704	+ 11.6%	\$312,364	\$348,704	+ 11.6%
Median Sales Price*	\$272,612	\$349,545	+ 28.2%	\$272,612	\$349,545	+ 28.2%
Average Price Per Square Foot*	\$172.34	\$172.95	+ 0.4%	\$172.34	\$172.95	+ 0.4%
Percent of Original List Price Received*	99.7%	97.8%	- 1.9%	99.7%	97.8%	- 1.9%
Percent of Last List Price Received*	100.3%	98.7%	- 1.6%	100.3%	98.7%	- 1.6%
Days on Market Until Sale	13	16	+ 23.1%	13	16	+ 23.1%
New Listings	27	27	0.0%	27	27	0.0%
Median List Price of New Listings	\$324,500	\$349,545	+ 7.7%	\$324,500	\$349,545	+ 7.7%
Median List Price at Time of Sale	\$271,900	\$349,545	+ 28.6%	\$271,900	\$349,545	+ 28.6%
Inventory of Homes for Sale	17	21	+ 23.5%	—	—	—
Months Supply of Inventory	0.4	0.6	+ 50.0%	—	—	—

* Does not account for sale concessions and/or downpayment assistance. | Percent changes are calculated using rounded figures and can sometimes look extreme due to small sample size.

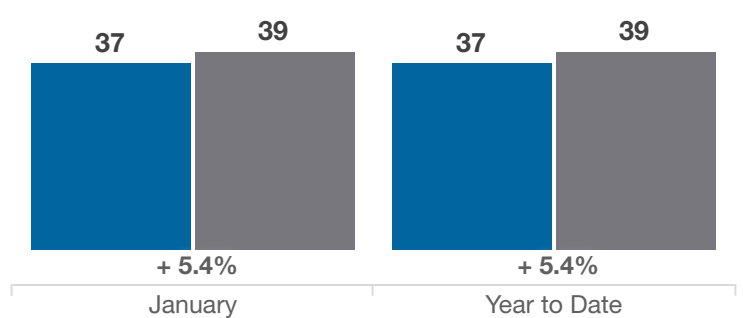
Closed Sales

■ 2022 ■ 2023



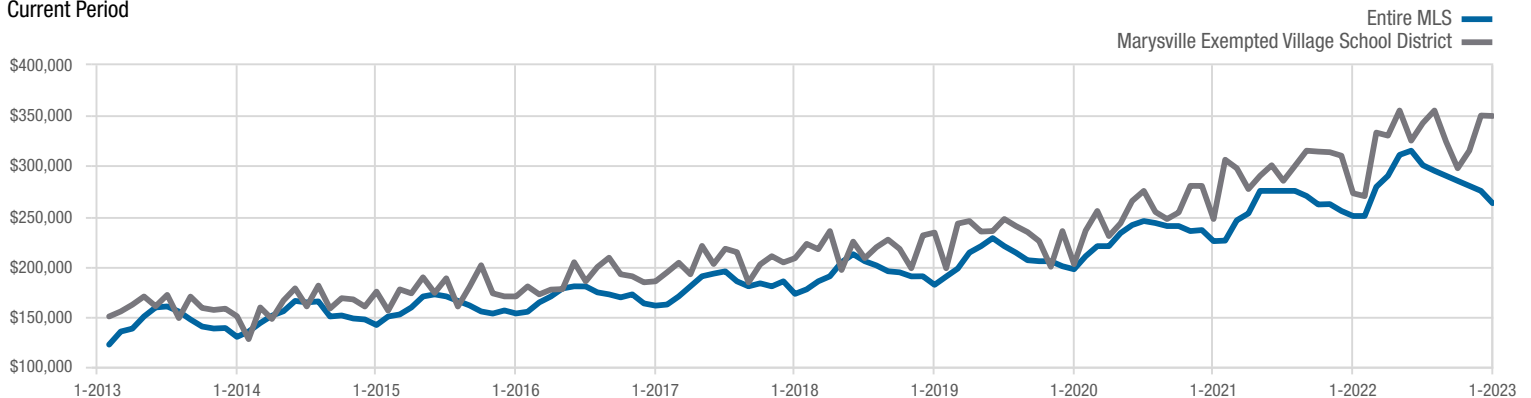
In Contracts

■ 2022 ■ 2023



Median Sales Price

Current Period



Each data point represents the median sales price in a given month.

Local Market Update – January 2023

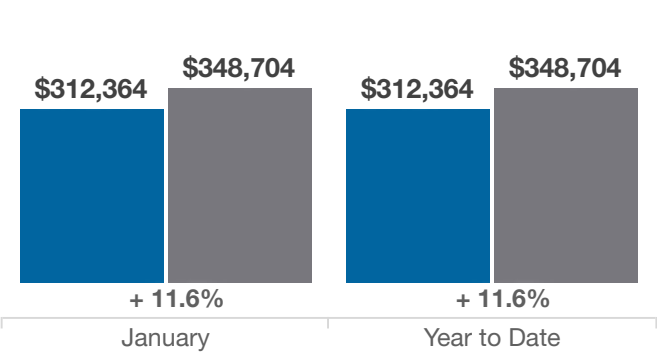
A RESEARCH TOOL PROVIDED BY THE COLUMBUS REALTORS®
BASED ON RESIDENTIAL LISTING DATA ONLY



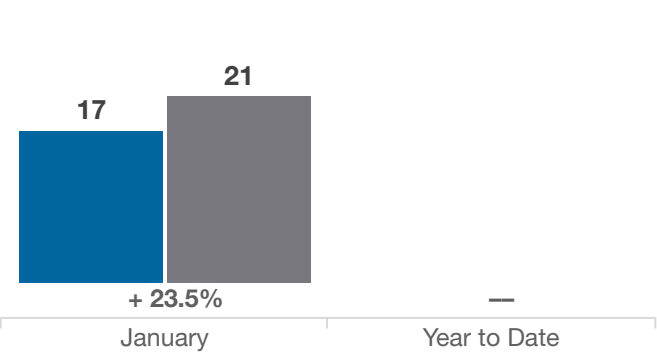
Marysville Exempted Village School District

Union County

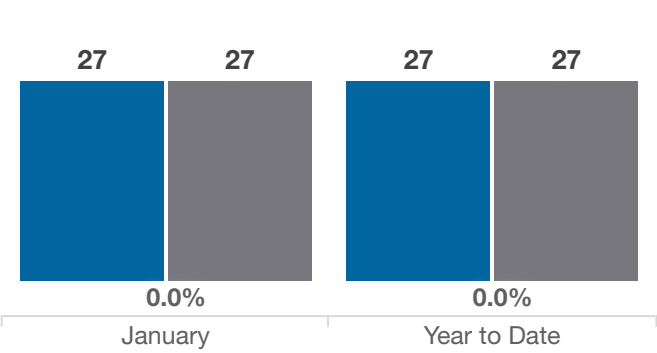
Average Sales Price



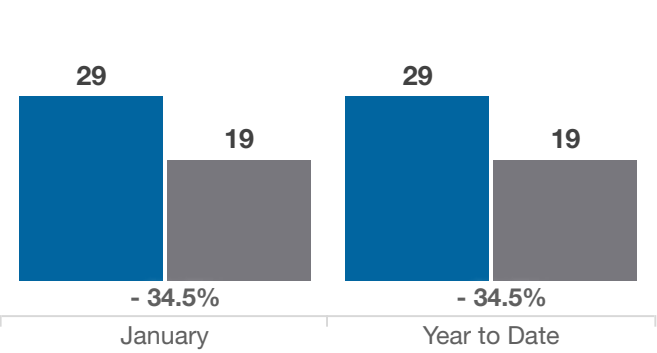
Inventory of Homes for Sale



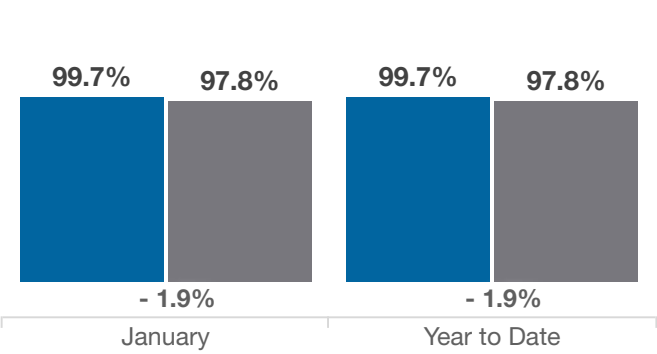
New Listings



Single Family Sales



Pct. Of Orig. List Price Received



Condo Sales

