

Local Market Update – January 2023

A RESEARCH TOOL PROVIDED BY THE COLUMBUS REALTORS®
BASED ON RESIDENTIAL LISTING DATA ONLY



Minerva Park (Corp.)

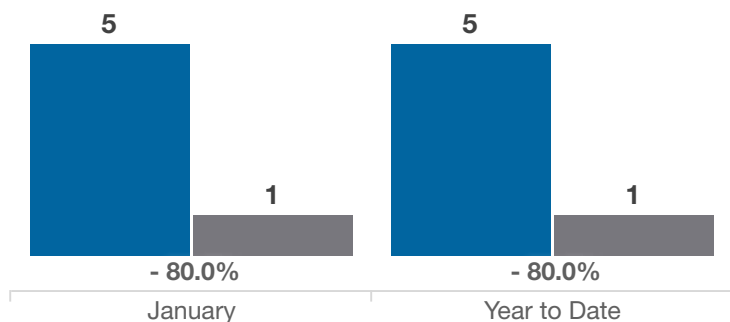
Franklin County

Key Metrics	January			Year to Date		
	2022	2023	% Change	Thru 1-2022	Thru 1-2023	% Change
Closed Sales	5	1	- 80.0%	5	1	- 80.0%
In Contracts	1	0	- 100.0%	1	0	- 100.0%
Average Sales Price*	\$261,700	\$367,500	+ 40.4%	\$261,700	\$367,500	+ 40.4%
Median Sales Price*	\$280,000	\$367,500	+ 31.3%	\$280,000	\$367,500	+ 31.3%
Average Price Per Square Foot*	\$174.73	\$184.49	+ 5.6%	\$174.73	\$184.49	+ 5.6%
Percent of Original List Price Received*	107.3%	103.5%	- 3.5%	107.3%	103.5%	- 3.5%
Percent of Last List Price Received*	107.3%	103.5%	- 3.5%	107.3%	103.5%	- 3.5%
Days on Market Until Sale	7	3	- 57.1%	7	3	- 57.1%
New Listings	2	3	+ 50.0%	2	3	+ 50.0%
Median List Price of New Listings	\$377,450	\$379,900	+ 0.6%	\$377,450	\$379,900	+ 0.6%
Median List Price at Time of Sale	\$269,900	\$355,000	+ 31.5%	\$269,900	\$355,000	+ 31.5%
Inventory of Homes for Sale	2	3	+ 50.0%	—	—	—
Months Supply of Inventory	0.5	0.9	+ 80.0%	—	—	—

* Does not account for sale concessions and/or downpayment assistance. | Percent changes are calculated using rounded figures and can sometimes look extreme due to small sample size.

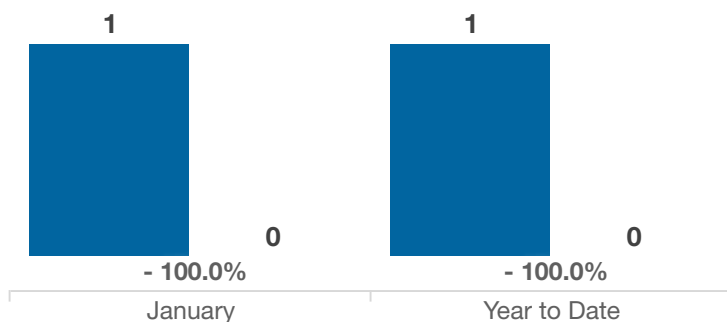
Closed Sales

■ 2022 ■ 2023



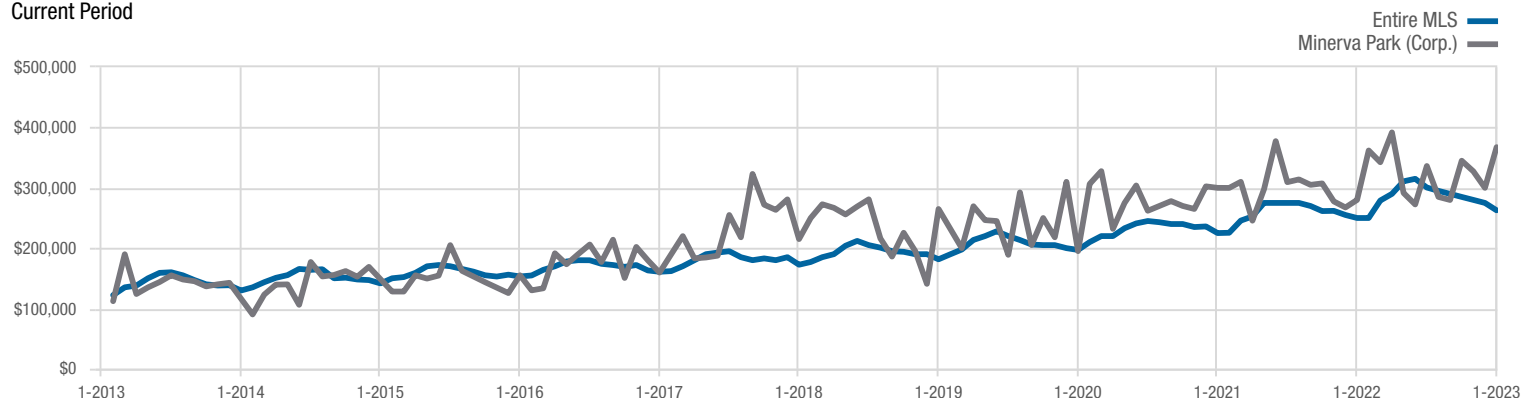
In Contracts

■ 2022 ■ 2023



Median Sales Price

Current Period



Each data point represents the median sales price in a given month.

Local Market Update – January 2023

A RESEARCH TOOL PROVIDED BY THE COLUMBUS REALTORS®
BASED ON RESIDENTIAL LISTING DATA ONLY



Minerva Park (Corp.)

Franklin County

