

# Local Market Update – January 2023

A RESEARCH TOOL PROVIDED BY THE COLUMBUS REALTORS®  
BASED ON RESIDENTIAL LISTING DATA ONLY



## Pataskala (Corp.)

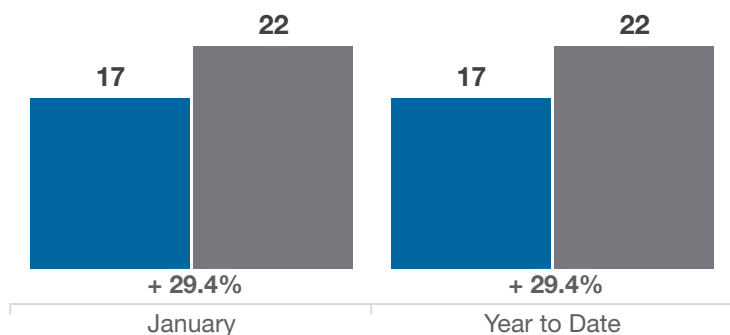
Licking County

| Key Metrics                              | January   |           |          | Year to Date |             |          |
|--|-----------|-----------|----------|--------------|-------------|----------|
|  | 2022      | 2023      | % Change | Thru 1-2022  | Thru 1-2023 | % Change |
| Closed Sales                             | 17        | 22        | + 29.4%  | 17           | 22          | + 29.4%  |
| In Contracts                             | 29        | 18        | - 37.9%  | 29           | 18          | - 37.9%  |
| Average Sales Price*                     | \$333,826 | \$361,626 | + 8.3%   | \$333,826    | \$361,626   | + 8.3%   |
| Median Sales Price*                      | \$335,000 | \$341,500 | + 1.9%   | \$335,000    | \$341,500   | + 1.9%   |
| Average Price Per Square Foot*           | \$189.50  | \$172.80  | - 8.8%   | \$189.50     | \$172.80    | - 8.8%   |
| Percent of Original List Price Received* | 102.4%    | 98.3%     | - 4.0%   | 102.4%       | 98.3%       | - 4.0%   |
| Percent of Last List Price Received*     | 101.1%    | 98.9%     | - 2.2%   | 101.1%       | 98.9%       | - 2.2%   |
| Days on Market Until Sale                | 21        | 32        | + 52.4%  | 21           | 32          | + 52.4%  |
| New Listings                             | 23        | 18        | - 21.7%  | 23           | 18          | - 21.7%  |
| Median List Price of New Listings        | \$324,900 | \$350,000 | + 7.7%   | \$324,900    | \$350,000   | + 7.7%   |
| Median List Price at Time of Sale        | \$325,000 | \$347,500 | + 6.9%   | \$325,000    | \$347,500   | + 6.9%   |
| Inventory of Homes for Sale              | 18        | 25        | + 38.9%  | —            | —           | —        |
| Months Supply of Inventory               | 0.5       | 0.8       | + 60.0%  | —            | —           | —        |

\* Does not account for sale concessions and/or downpayment assistance. | Percent changes are calculated using rounded figures and can sometimes look extreme due to small sample size.

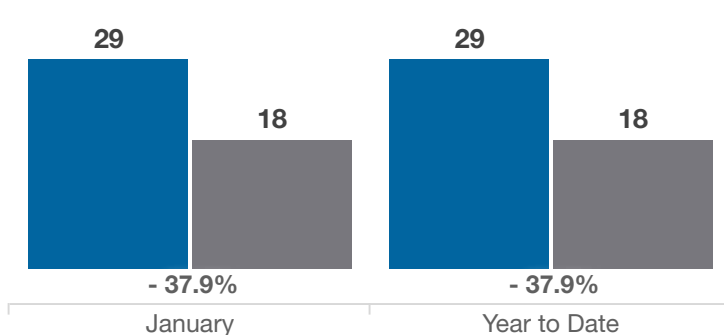
### Closed Sales

■ 2022 ■ 2023



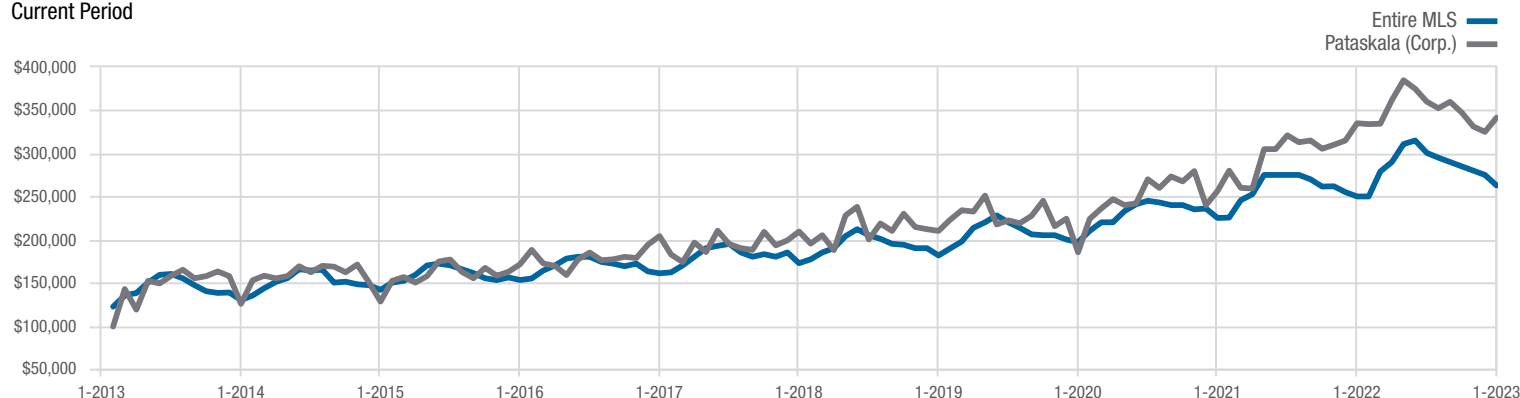
### In Contracts

■ 2022 ■ 2023



### Median Sales Price

Current Period



Each data point represents the median sales price in a given month.

# Local Market Update – January 2023

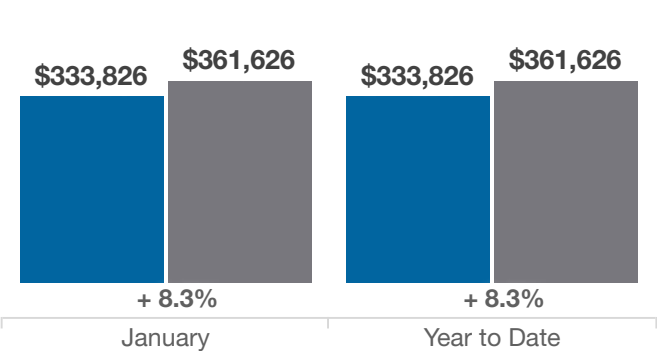
A RESEARCH TOOL PROVIDED BY THE COLUMBUS REALTORS®  
BASED ON RESIDENTIAL LISTING DATA ONLY



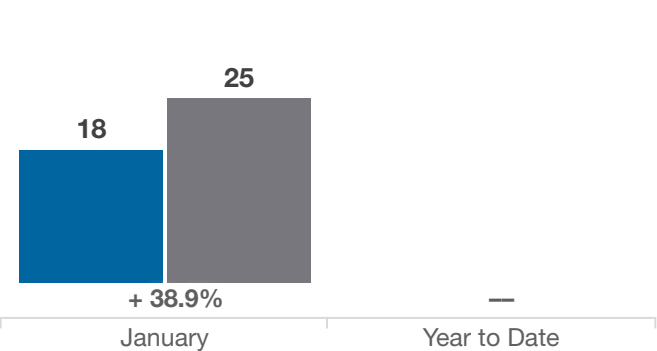
## Pataskala (Corp.)

Licking County

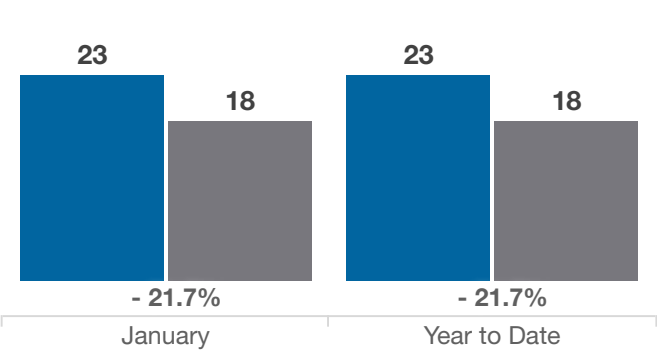
Average Sales Price



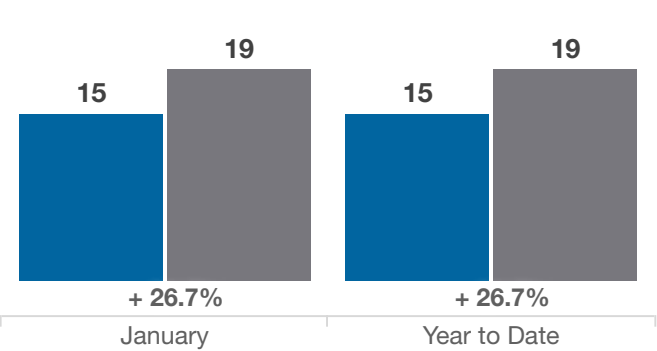
Inventory of Homes for Sale



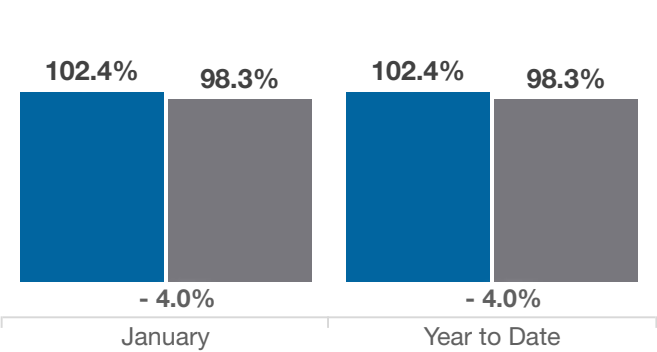
New Listings



Single Family Sales



Pct. Of Orig. List Price Received



Condo Sales

