

# Local Market Update – January 2023

A RESEARCH TOOL PROVIDED BY THE COLUMBUS REALTORS®  
BASED ON RESIDENTIAL LISTING DATA ONLY



## Pickerington (Corp.)

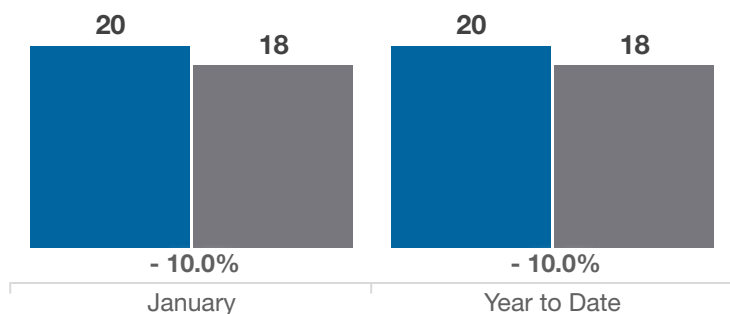
Franklin and Fairfield Counties

| Key Metrics                              | January   |           |          | Year to Date |             |          |
|--|-----------|-----------|----------|--------------|-------------|----------|
|  | 2022      | 2023      | % Change | Thru 1-2022  | Thru 1-2023 | % Change |
| Closed Sales                             | 20        | 18        | - 10.0%  | 20           | 18          | - 10.0%  |
| In Contracts                             | 28        | 29        | + 3.6%   | 28           | 29          | + 3.6%   |
| Average Sales Price*                     | \$365,886 | \$397,254 | + 8.6%   | \$365,886    | \$397,254   | + 8.6%   |
| Median Sales Price*                      | \$370,750 | \$370,000 | - 0.2%   | \$370,750    | \$370,000   | - 0.2%   |
| Average Price Per Square Foot*           | \$168.07  | \$165.19  | - 1.7%   | \$168.07     | \$165.19    | - 1.7%   |
| Percent of Original List Price Received* | 101.9%    | 96.6%     | - 5.2%   | 101.9%       | 96.6%       | - 5.2%   |
| Percent of Last List Price Received*     | 102.7%    | 97.5%     | - 5.1%   | 102.7%       | 97.5%       | - 5.1%   |
| Days on Market Until Sale                | 13        | 22        | + 69.2%  | 13           | 22          | + 69.2%  |
| New Listings                             | 28        | 24        | - 14.3%  | 28           | 24          | - 14.3%  |
| Median List Price of New Listings        | \$429,900 | \$417,400 | - 2.9%   | \$429,900    | \$417,400   | - 2.9%   |
| Median List Price at Time of Sale        | \$352,450 | \$389,750 | + 10.6%  | \$352,450    | \$389,750   | + 10.6%  |
| Inventory of Homes for Sale              | 9         | 26        | + 188.9% | —            | —           | —        |
| Months Supply of Inventory               | 0.2       | 0.7       | + 250.0% | —            | —           | —        |

\* Does not account for sale concessions and/or downpayment assistance. | Percent changes are calculated using rounded figures and can sometimes look extreme due to small sample size.

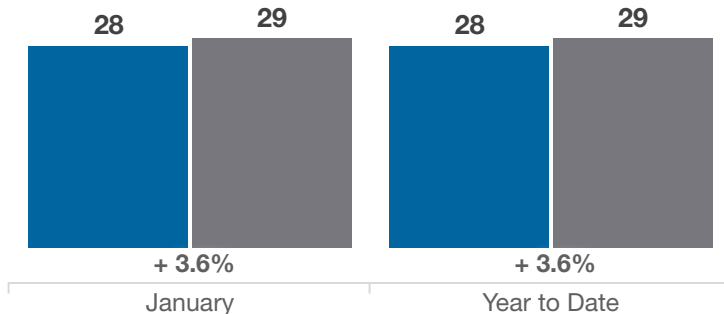
### Closed Sales

■ 2022 ■ 2023



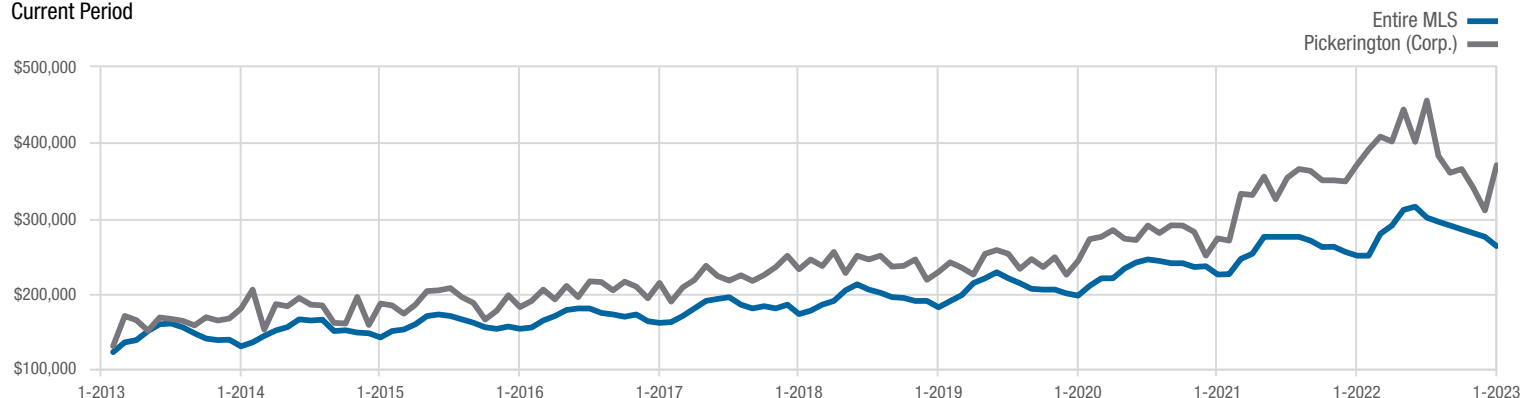
### In Contracts

■ 2022 ■ 2023



### Median Sales Price

Current Period



Each data point represents the median sales price in a given month.

# Local Market Update – January 2023

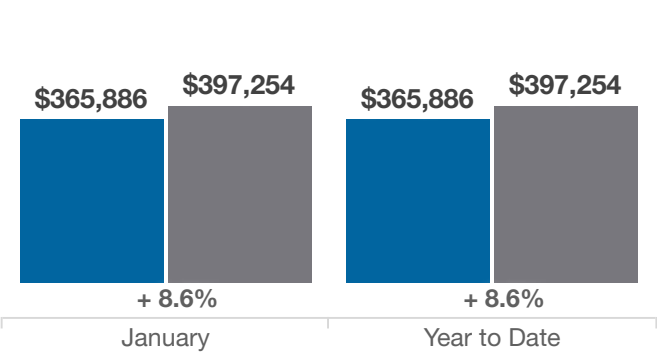
A RESEARCH TOOL PROVIDED BY THE COLUMBUS REALTORS®  
BASED ON RESIDENTIAL LISTING DATA ONLY



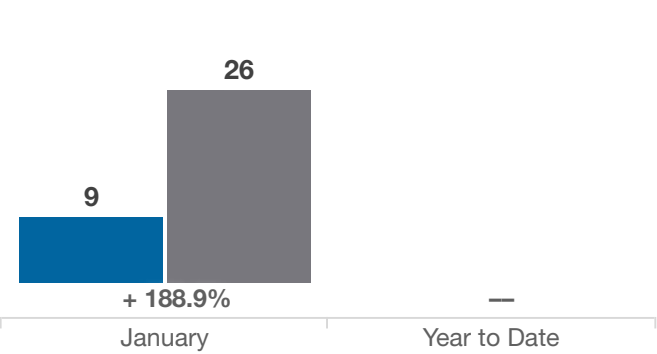
## Pickerington (Corp.)

Franklin and Fairfield Counties

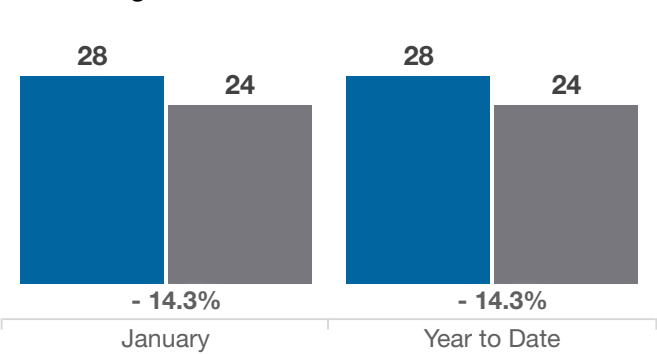
Average Sales Price



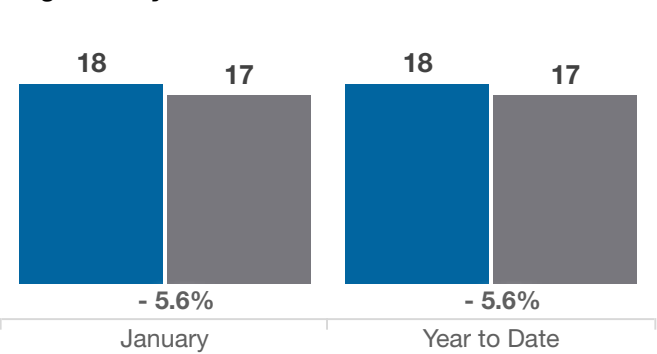
Inventory of Homes for Sale



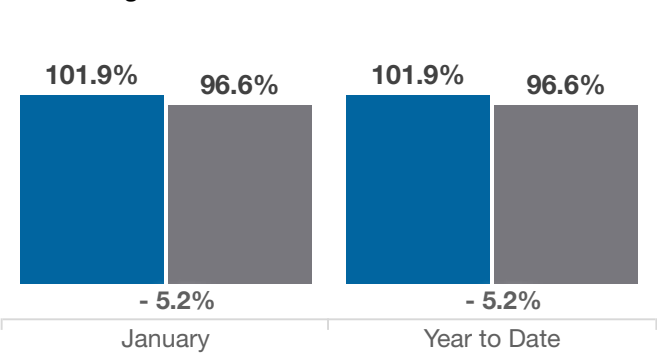
New Listings



Single Family Sales



Pct. Of Orig. List Price Received



Condo Sales

