

Local Market Update – January 2023

A RESEARCH TOOL PROVIDED BY THE COLUMBUS REALTORS®
BASED ON RESIDENTIAL LISTING DATA ONLY



Washington Court House City School District

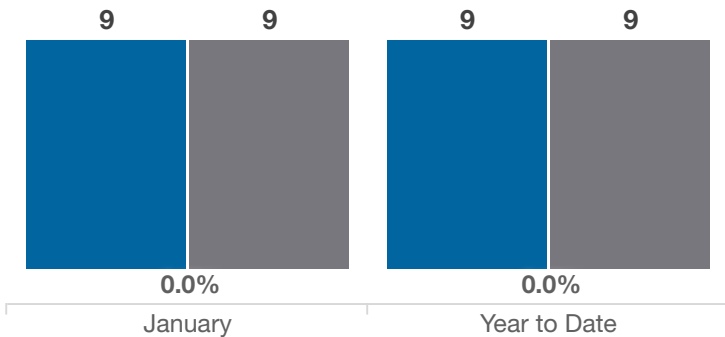
Fayette County

Key Metrics	January			Year to Date		
	2022	2023	% Change	Thru 1-2022	Thru 1-2023	% Change
Closed Sales	9	9	0.0%	9	9	0.0%
In Contracts	12	15	+ 25.0%	12	15	+ 25.0%
Average Sales Price*	\$190,989	\$195,456	+ 2.3%	\$190,989	\$195,456	+ 2.3%
Median Sales Price*	\$169,000	\$169,900	+ 0.5%	\$169,000	\$169,900	+ 0.5%
Average Price Per Square Foot*	\$136.47	\$117.85	- 13.6%	\$136.47	\$117.85	- 13.6%
Percent of Original List Price Received*	98.7%	97.1%	- 1.6%	98.7%	97.1%	- 1.6%
Percent of Last List Price Received*	100.9%	98.1%	- 2.8%	100.9%	98.1%	- 2.8%
Days on Market Until Sale	24	37	+ 54.2%	24	37	+ 54.2%
New Listings	9	22	+ 144.4%	9	22	+ 144.4%
Median List Price of New Listings	\$109,700	\$153,750	+ 40.2%	\$109,700	\$153,750	+ 40.2%
Median List Price at Time of Sale	\$169,000	\$169,900	+ 0.5%	\$169,000	\$169,900	+ 0.5%
Inventory of Homes for Sale	9	26	+ 188.9%	—	—	—
Months Supply of Inventory	0.4	1.8	+ 350.0%	—	—	—

* Does not account for sale concessions and/or downpayment assistance. | Percent changes are calculated using rounded figures and can sometimes look extreme due to small sample size.

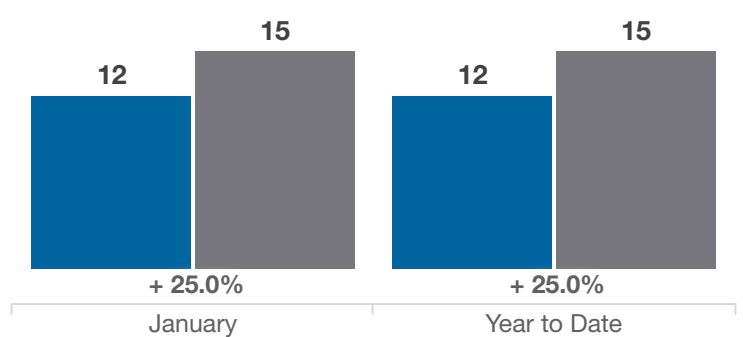
Closed Sales

■ 2022 ■ 2023



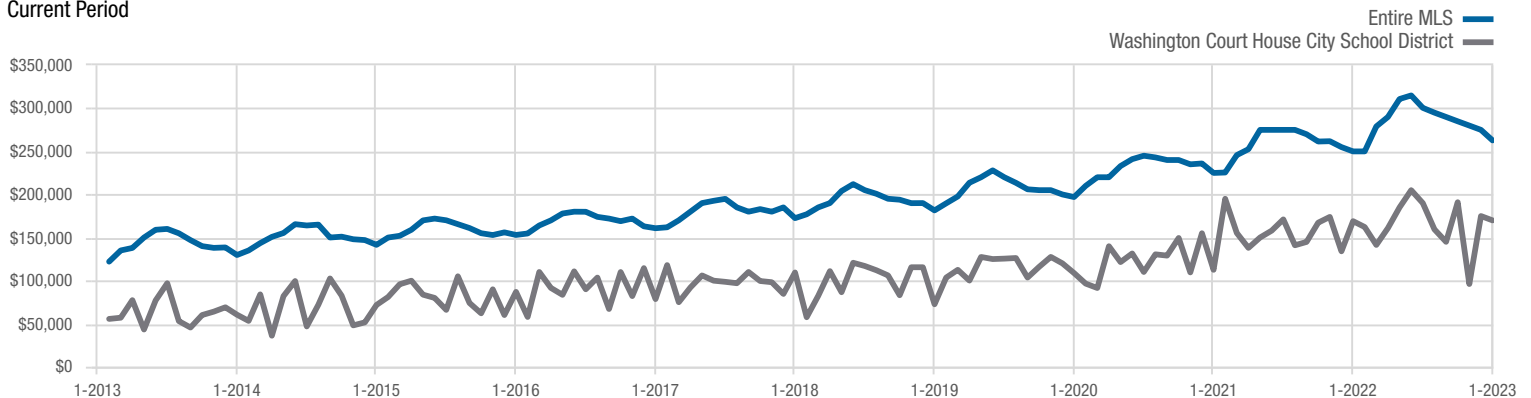
In Contracts

■ 2022 ■ 2023



Median Sales Price

Current Period



Each data point represents the median sales price in a given month.

Local Market Update – January 2023

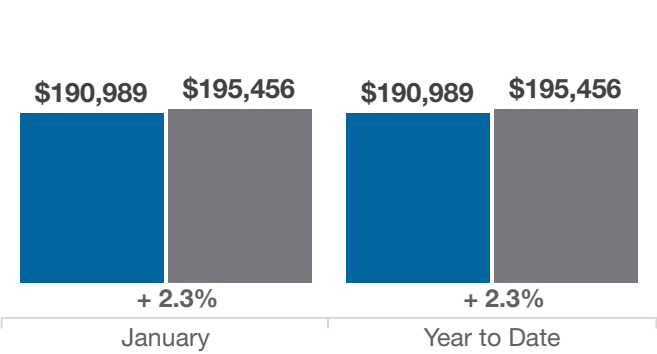
A RESEARCH TOOL PROVIDED BY THE COLUMBUS REALTORS®
BASED ON RESIDENTIAL LISTING DATA ONLY



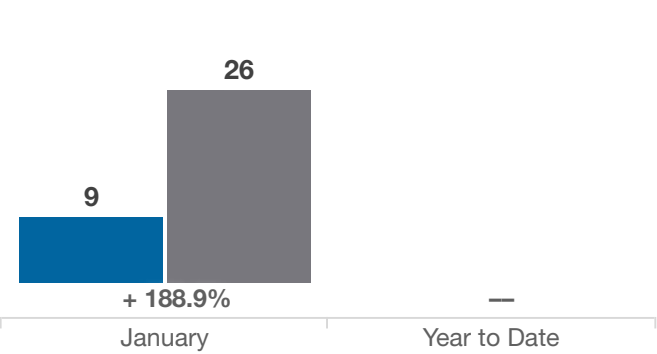
Washington Court House City School District

Fayette County

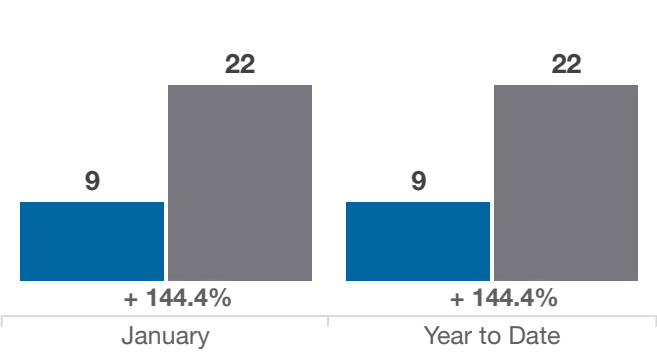
Average Sales Price



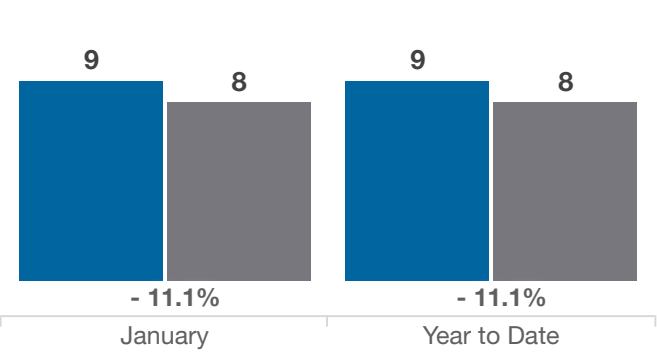
Inventory of Homes for Sale



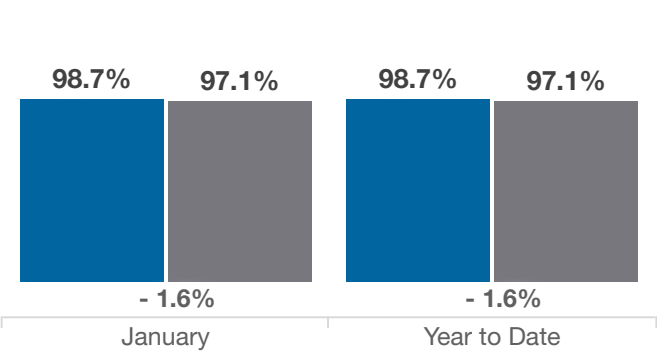
New Listings



Single Family Sales



Pct. Of Orig. List Price Received



Condo Sales

