

# Local Market Update – January 2023

A RESEARCH TOOL PROVIDED BY THE COLUMBUS REALTORS®  
BASED ON RESIDENTIAL LISTING DATA ONLY



## Worthington (Corp.)

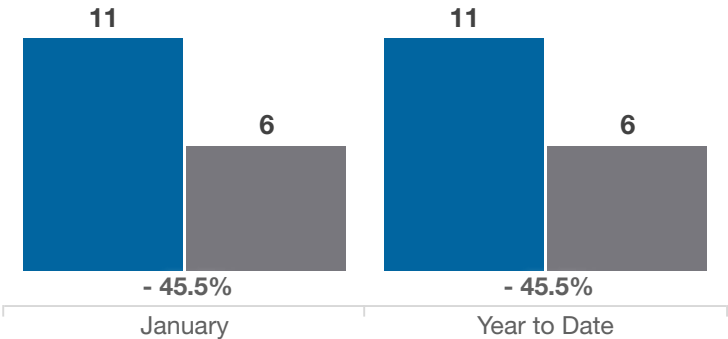
Franklin County

Key Metrics	January			Year to Date		
	2022	2023	% Change	Thru 1-2022	Thru 1-2023	% Change
Closed Sales	11	6	- 45.5%	11	6	- 45.5%
In Contracts	16	10	- 37.5%	16	10	- 37.5%
Average Sales Price*	\$405,300	\$449,317	+ 10.9%	\$405,300	\$449,317	+ 10.9%
Median Sales Price*	\$390,000	\$467,500	+ 19.9%	\$390,000	\$467,500	+ 19.9%
Average Price Per Square Foot*	\$232.48	\$225.11	- 3.2%	\$232.48	\$225.11	- 3.2%
Percent of Original List Price Received*	101.6%	94.1%	- 7.4%	101.6%	94.1%	- 7.4%
Percent of Last List Price Received*	102.2%	96.9%	- 5.2%	102.2%	96.9%	- 5.2%
Days on Market Until Sale	19	30	+ 57.9%	19	30	+ 57.9%
New Listings	11	9	- 18.2%	11	9	- 18.2%
Median List Price of New Listings	\$399,900	\$489,900	+ 22.5%	\$399,900	\$489,900	+ 22.5%
Median List Price at Time of Sale	\$384,900	\$472,450	+ 22.7%	\$384,900	\$472,450	+ 22.7%
Inventory of Homes for Sale	3	8	+ 166.7%	—	—	—
Months Supply of Inventory	0.1	0.4	+ 300.0%	—	—	—

\* Does not account for sale concessions and/or downpayment assistance. | Percent changes are calculated using rounded figures and can sometimes look extreme due to small sample size.

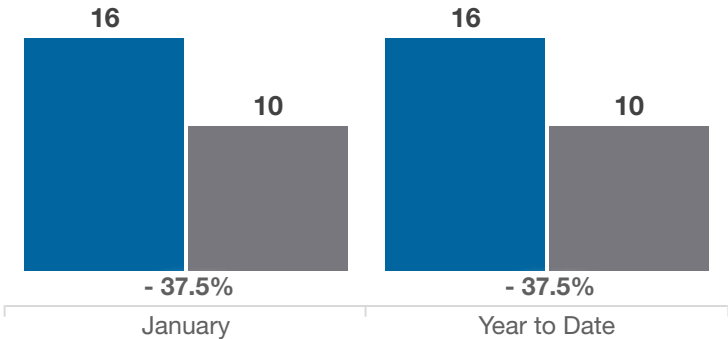
### Closed Sales

■ 2022 ■ 2023



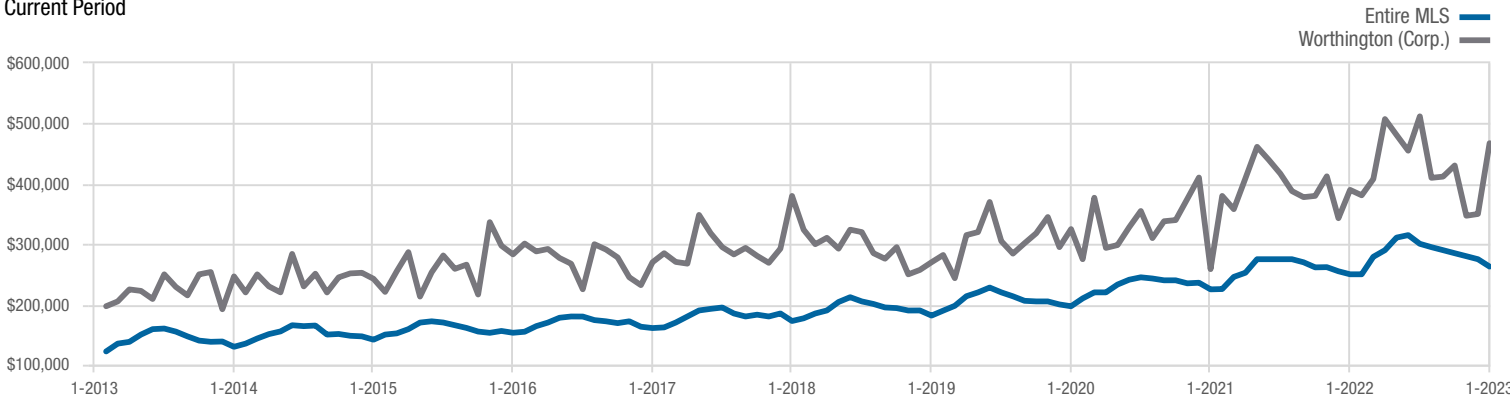
### In Contracts

■ 2022 ■ 2023



### Median Sales Price

Current Period



Each data point represents the median sales price in a given month.

# Local Market Update – January 2023

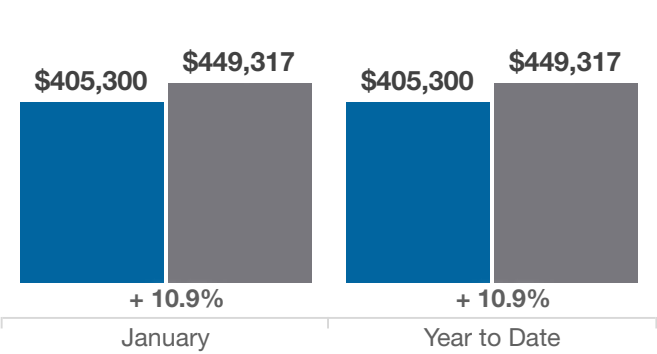
A RESEARCH TOOL PROVIDED BY THE COLUMBUS REALTORS®  
BASED ON RESIDENTIAL LISTING DATA ONLY



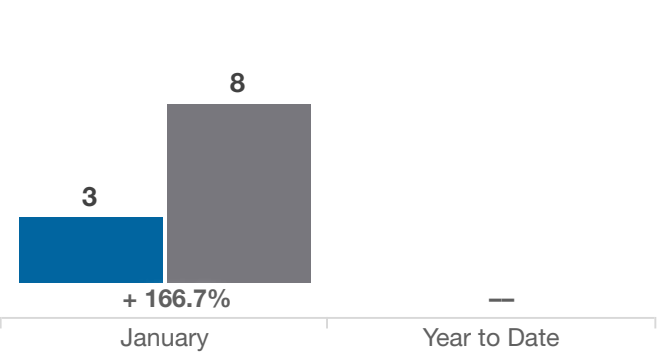
## Worthington (Corp.)

Franklin County

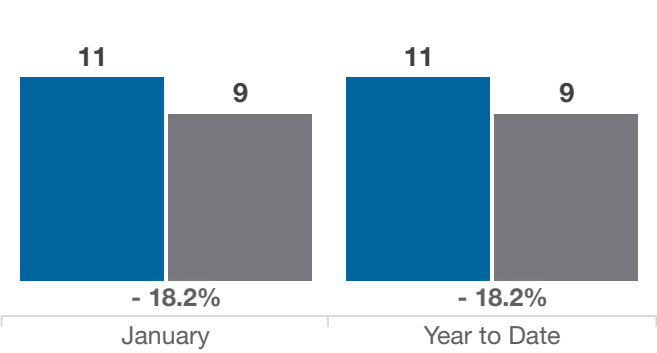
Average Sales Price



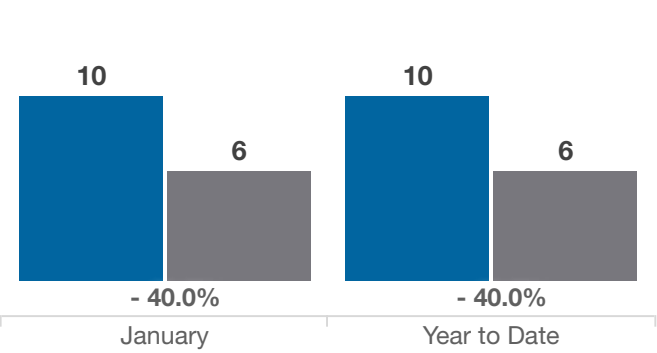
Inventory of Homes for Sale



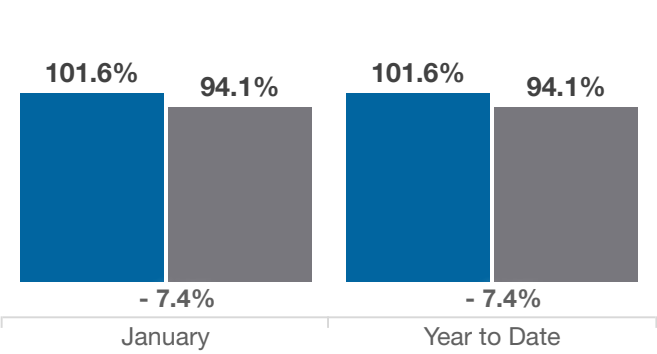
New Listings



Single Family Sales



Pct. Of Orig. List Price Received



Condo Sales

