

Local Market Update – March 2023

A RESEARCH TOOL PROVIDED BY THE COLUMBUS REALTORS®
BASED ON RESIDENTIAL LISTING DATA ONLY



Big Walnut Local School District

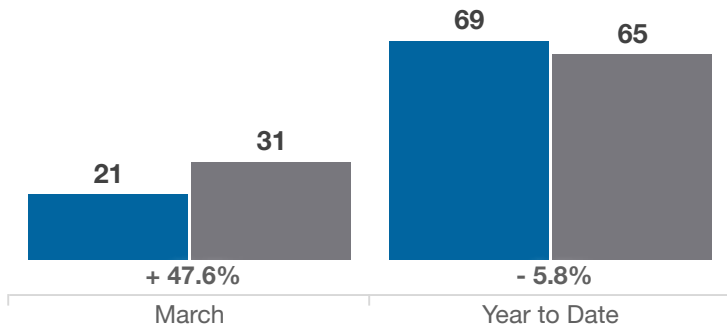
Delaware County

| Key Metrics | March | | | Year to Date | | |
|--|-----------|-----------|----------|--------------|-------------|----------|
| | 2022 | 2023 | % Change | Thru 3-2022 | Thru 3-2023 | % Change |
| Closed Sales | 21 | 31 | + 47.6% | 69 | 65 | - 5.8% |
| In Contracts | 25 | 33 | + 32.0% | 79 | 76 | - 3.8% |
| Average Sales Price* | \$592,241 | \$498,774 | - 15.8% | \$514,653 | \$513,292 | - 0.3% |
| Median Sales Price* | \$520,000 | \$496,379 | - 4.5% | \$441,643 | \$501,182 | + 13.5% |
| Average Price Per Square Foot* | \$232.81 | \$217.41 | - 6.6% | \$214.00 | \$220.66 | + 3.1% |
| Percent of Original List Price Received* | 99.2% | 99.3% | + 0.1% | 101.2% | 99.2% | - 2.0% |
| Percent of Last List Price Received* | 99.4% | 101.0% | + 1.6% | 101.4% | 100.5% | - 0.9% |
| Days on Market Until Sale | 12 | 45 | + 275.0% | 16 | 35 | + 118.8% |
| New Listings | 32 | 29 | - 9.4% | 71 | 73 | + 2.8% |
| Median List Price of New Listings | \$497,450 | \$550,000 | + 10.6% | \$525,000 | \$499,900 | - 4.8% |
| Median List Price at Time of Sale | \$529,900 | \$494,950 | - 6.6% | \$439,250 | \$499,900 | + 13.8% |
| Inventory of Homes for Sale | 18 | 35 | + 94.4% | — | — | — |
| Months Supply of Inventory | 0.5 | 1.2 | + 140.0% | — | — | — |

* Does not account for sale concessions and/or downpayment assistance. | Percent changes are calculated using rounded figures and can sometimes look extreme due to small sample size.

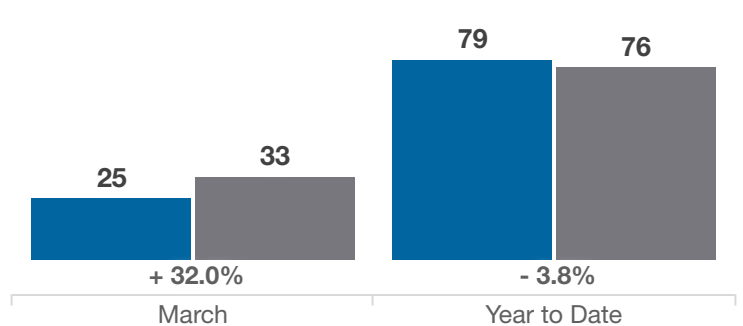
Closed Sales

■ 2022 ■ 2023



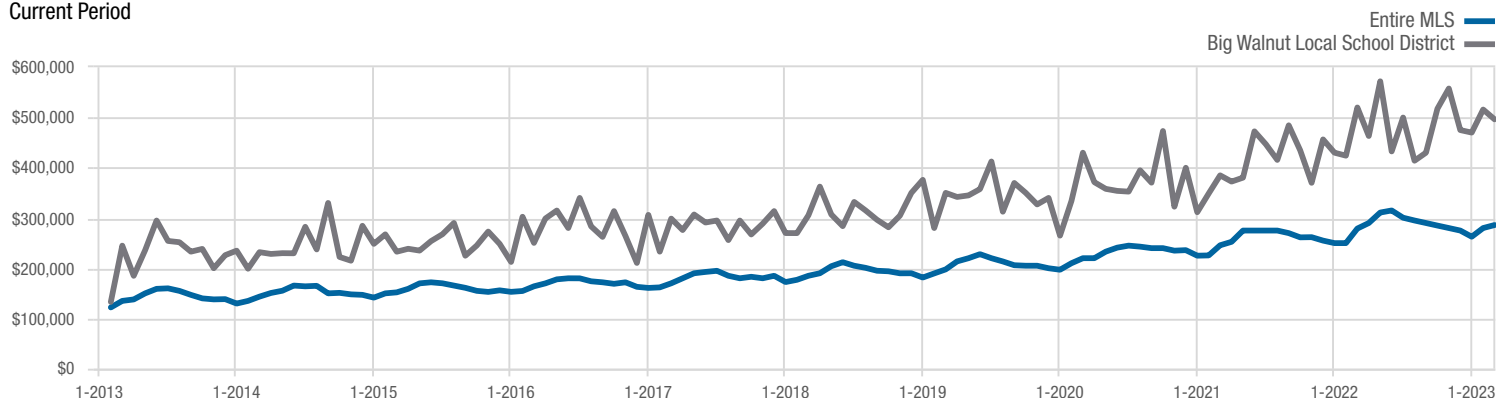
In Contracts

■ 2022 ■ 2023



Median Sales Price

Current Period



Each data point represents the median sales price in a given month.

Local Market Update – March 2023

A RESEARCH TOOL PROVIDED BY THE COLUMBUS REALTORS®
BASED ON RESIDENTIAL LISTING DATA ONLY

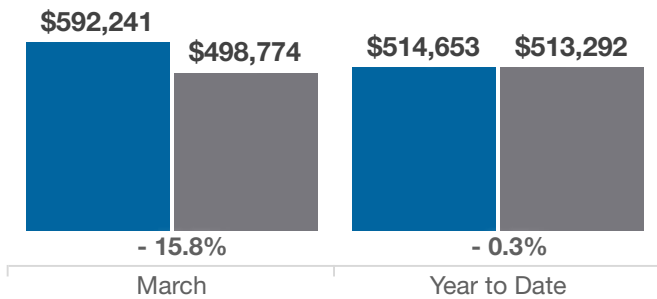


Big Walnut Local School District

Delaware County

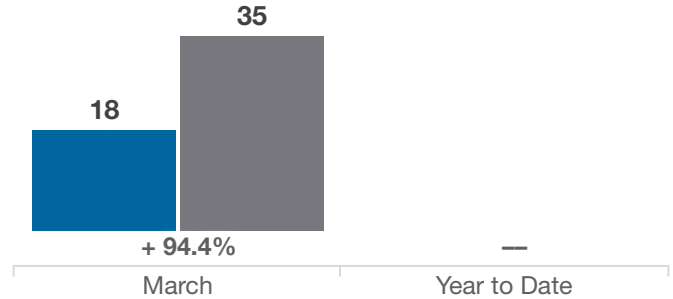
Average Sales Price

■ 2022 ■ 2023



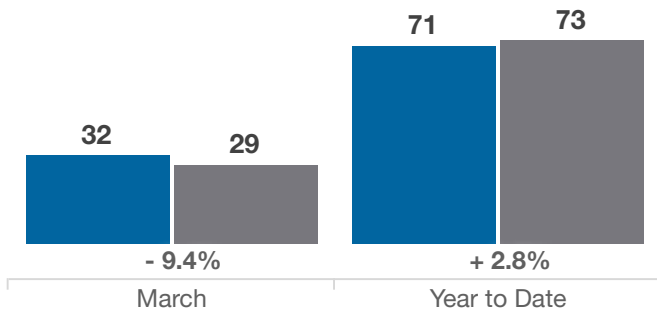
Inventory of Homes for Sale

■ 2022 ■ 2023



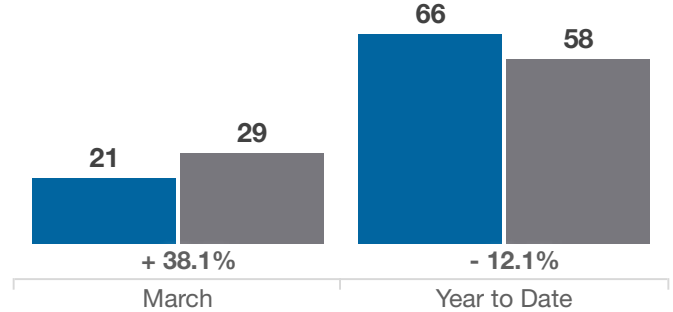
New Listings

■ 2022 ■ 2023



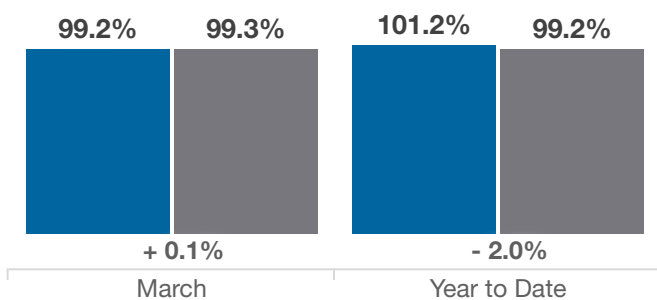
Single Family Sales

■ 2022 ■ 2023



Pct. Of Orig. List Price Received

■ 2022 ■ 2023



Condo Sales

■ 2022 ■ 2023

