

Local Market Update – March 2023

A RESEARCH TOOL PROVIDED BY THE COLUMBUS REALTORS®
BASED ON RESIDENTIAL LISTING DATA ONLY



Valleyview (Corp.)

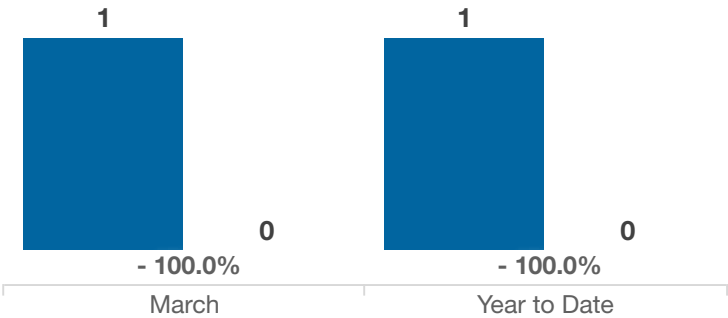
Franklin County

Key Metrics	March			Year to Date		
	2022	2023	% Change	Thru 3-2022	Thru 3-2023	% Change
Closed Sales	1	0	- 100.0%	1	0	- 100.0%
In Contracts	1	0	- 100.0%	1	0	- 100.0%
Average Sales Price*	\$189,850	—	—	\$189,850	—	—
Median Sales Price*	\$189,850	—	—	\$189,850	—	—
Average Price Per Square Foot*	\$159.00	—	—	\$159.00	—	—
Percent of Original List Price Received*	100.0%	—	—	100.0%	—	—
Percent of Last List Price Received*	100.0%	—	—	100.0%	—	—
Days on Market Until Sale	1	—	—	1	—	—
New Listings	1	0	- 100.0%	1	0	- 100.0%
Median List Price of New Listings	\$189,850	—	—	\$189,850	—	—
Median List Price at Time of Sale	\$189,850	—	—	\$189,850	—	—
Inventory of Homes for Sale	0	0	0.0%	—	—	—
Months Supply of Inventory	—	—	—	—	—	—

* Does not account for sale concessions and/or downpayment assistance. | Percent changes are calculated using rounded figures and can sometimes look extreme due to small sample size.

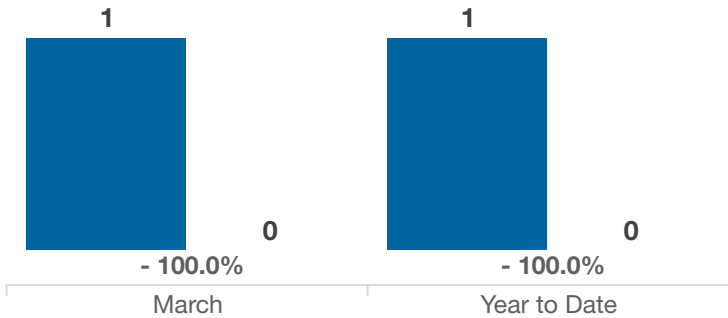
Closed Sales

■ 2022 ■ 2023



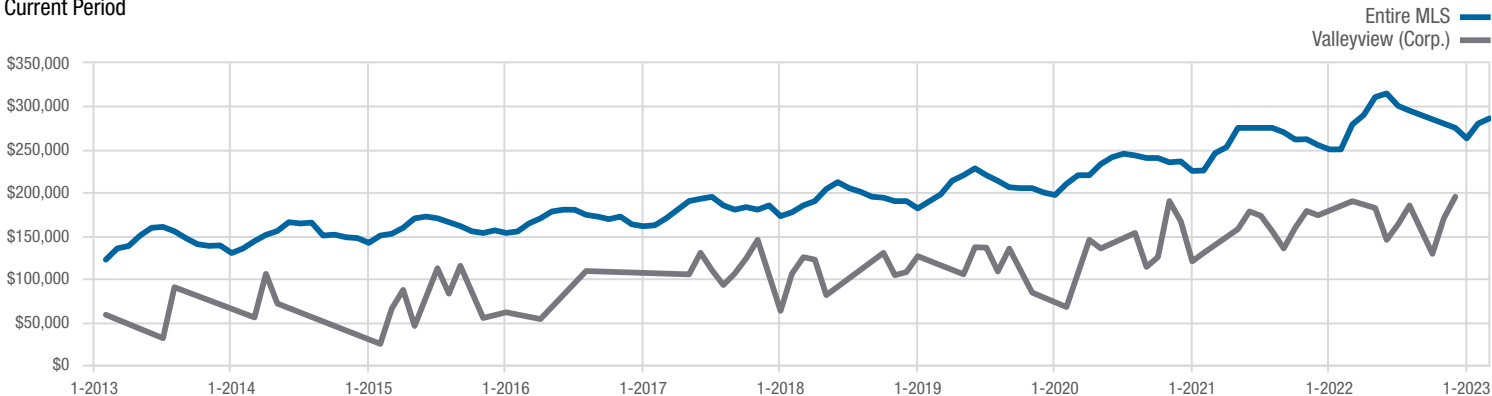
In Contracts

■ 2022 ■ 2023



Median Sales Price

Current Period



Each data point represents the median sales price in a given month.

Local Market Update – March 2023

A RESEARCH TOOL PROVIDED BY THE COLUMBUS REALTORS®
BASED ON RESIDENTIAL LISTING DATA ONLY



Valleyview (Corp.)

Franklin County

