

# Local Market Update – April 2023

A RESEARCH TOOL PROVIDED BY THE COLUMBUS REALTORS®  
BASED ON RESIDENTIAL LISTING DATA ONLY

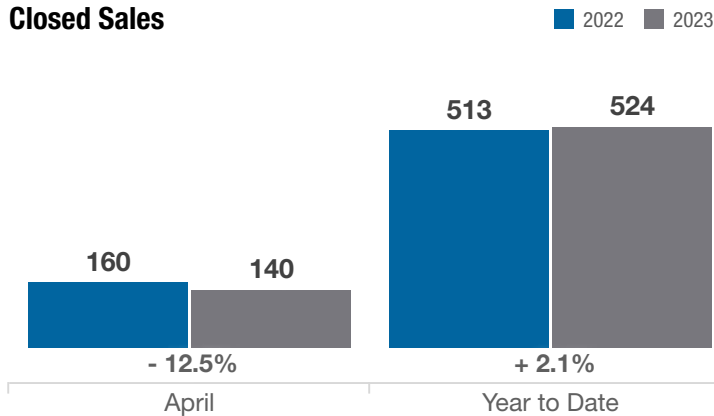


## Fairfield County

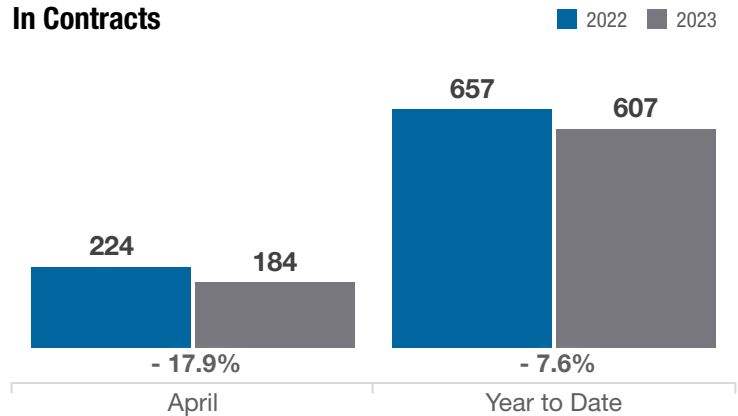
Key Metrics	April			Year to Date		
	2022	2023	% Change	Thru 4-2022	Thru 4-2023	% Change
Closed Sales	160	140	- 12.5%	513	524	+ 2.1%
In Contracts	224	184	- 17.9%	657	607	- 7.6%
Average Sales Price*	\$344,296	\$334,593	- 2.8%	\$319,772	\$326,139	+ 2.0%
Median Sales Price*	\$325,000	\$327,500	+ 0.8%	\$292,300	\$307,500	+ 5.2%
Average Price Per Square Foot*	\$181.28	\$174.96	- 3.5%	\$164.76	\$167.95	+ 1.9%
Percent of Original List Price Received*	104.7%	100.0%	- 4.5%	102.2%	97.9%	- 4.2%
Percent of Last List Price Received*	104.3%	101.1%	- 3.1%	102.7%	99.7%	- 2.9%
Days on Market Until Sale	12	22	+ 83.3%	17	27	+ 58.8%
New Listings	240	187	- 22.1%	696	611	- 12.2%
Median List Price of New Listings	\$325,000	\$309,999	- 4.6%	\$310,000	\$315,000	+ 1.6%
Median List Price at Time of Sale	\$309,900	\$329,500	+ 6.3%	\$279,950	\$299,999	+ 7.2%
Inventory of Homes for Sale	112	137	+ 22.3%	—	—	—
Months Supply of Inventory	0.5	0.8	+ 60.0%	—	—	—

\* Does not account for sale concessions and/or downpayment assistance. | Percent changes are calculated using rounded figures and can sometimes look extreme due to small sample size.

### Closed Sales

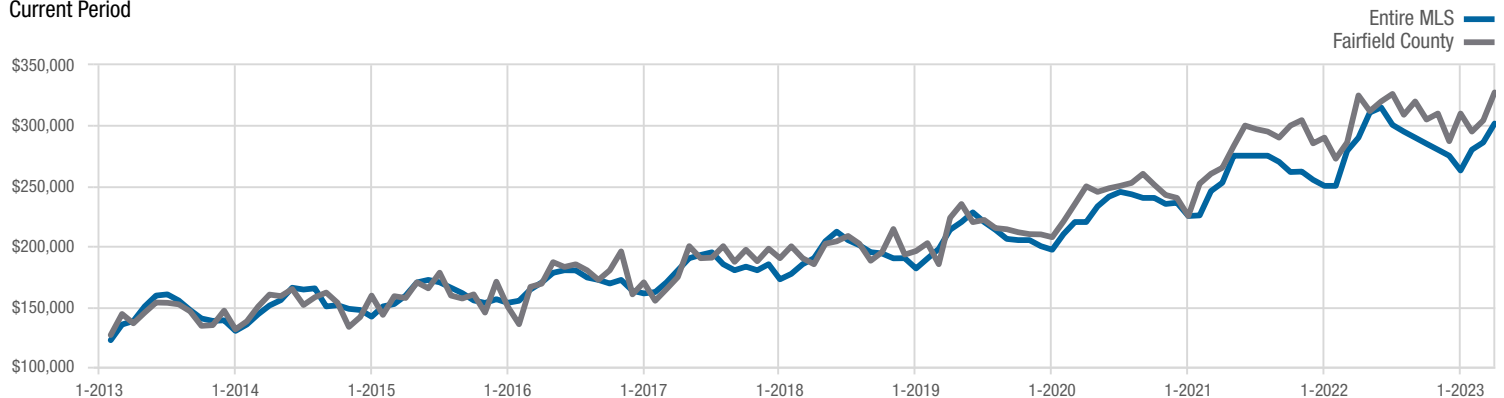


### In Contracts



### Median Sales Price

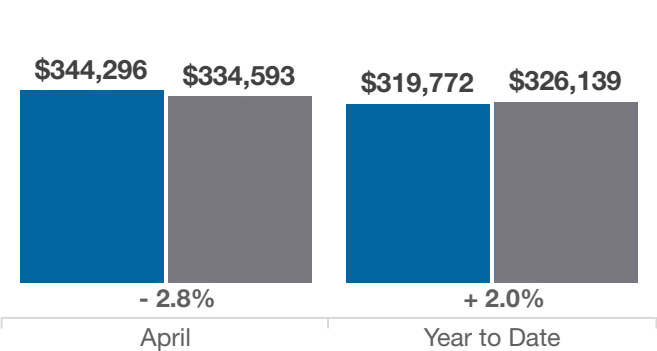
Current Period



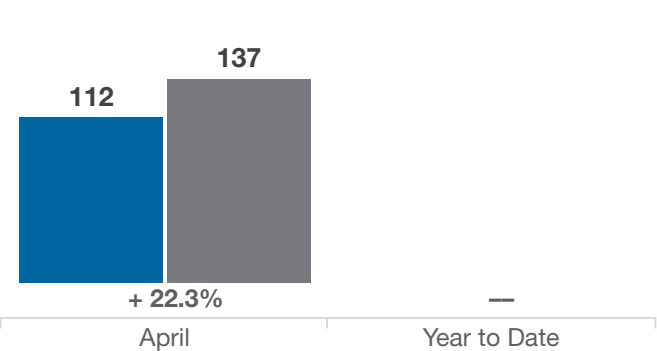
Each data point represents the median sales price in a given month.

Fairfield County

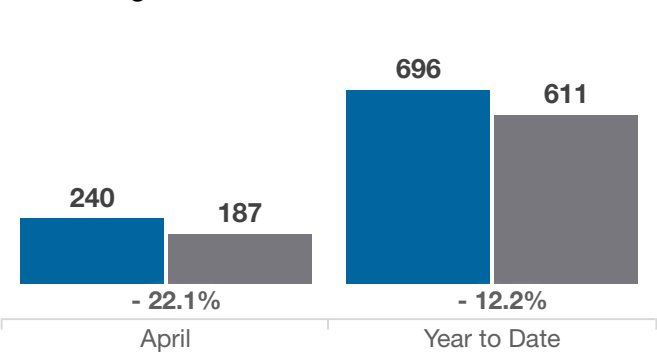
Average Sales Price



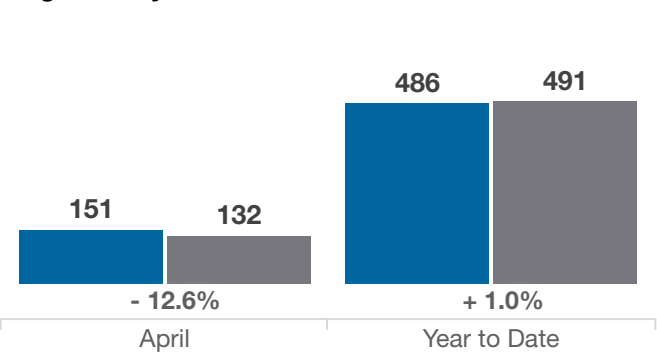
Inventory of Homes for Sale



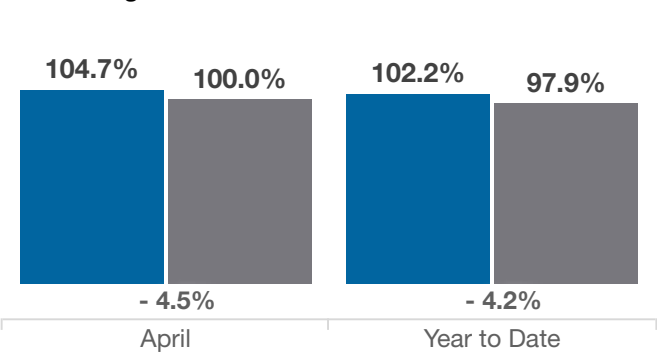
New Listings



Single Family Sales



Pct. Of Orig. List Price Received



Condo Sales

