

Local Market Update – April 2023

A RESEARCH TOOL PROVIDED BY THE COLUMBUS REALTORS®
BASED ON RESIDENTIAL LISTING DATA ONLY



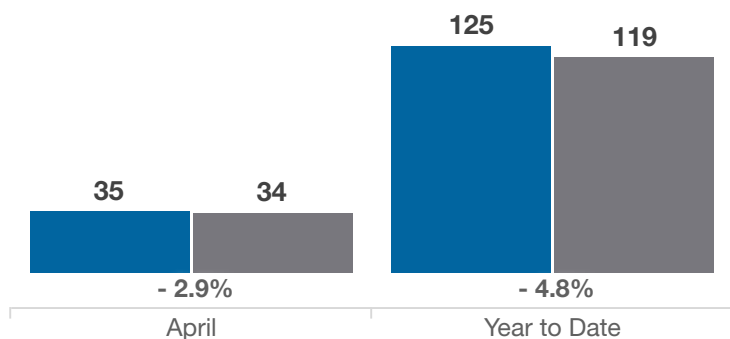
Madison County

| Key Metrics | April | | | Year to Date | | |
|--|-----------|-----------|----------|--------------|-------------|----------|
| | 2022 | 2023 | % Change | Thru 4-2022 | Thru 4-2023 | % Change |
| Closed Sales | 35 | 34 | - 2.9% | 125 | 119 | - 4.8% |
| In Contracts | 48 | 36 | - 25.0% | 180 | 137 | - 23.9% |
| Average Sales Price* | \$244,253 | \$258,491 | + 5.8% | \$257,090 | \$289,254 | + 12.5% |
| Median Sales Price* | \$224,500 | \$273,750 | + 21.9% | \$235,214 | \$285,000 | + 21.2% |
| Average Price Per Square Foot* | \$161.09 | \$159.12 | - 1.2% | \$161.35 | \$161.79 | + 0.3% |
| Percent of Original List Price Received* | 101.1% | 98.9% | - 2.2% | 98.3% | 96.7% | - 1.6% |
| Percent of Last List Price Received* | 100.9% | 101.4% | + 0.5% | 99.3% | 99.2% | - 0.1% |
| Days on Market Until Sale | 18 | 30 | + 66.7% | 20 | 38 | + 90.0% |
| New Listings | 44 | 26 | - 40.9% | 186 | 110 | - 40.9% |
| Median List Price of New Listings | \$309,950 | \$330,000 | + 6.5% | \$256,495 | \$289,000 | + 12.7% |
| Median List Price at Time of Sale | \$199,900 | \$259,900 | + 30.0% | \$230,000 | \$289,900 | + 26.0% |
| Inventory of Homes for Sale | 31 | 25 | - 19.4% | — | — | — |
| Months Supply of Inventory | 0.7 | 0.7 | 0.0% | — | — | — |

* Does not account for sale concessions and/or downpayment assistance. | Percent changes are calculated using rounded figures and can sometimes look extreme due to small sample size.

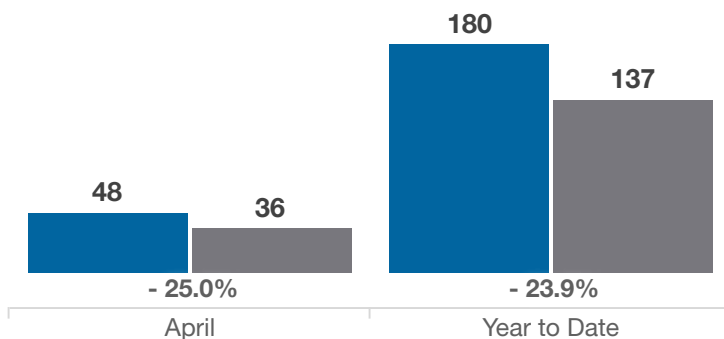
Closed Sales

■ 2022 ■ 2023



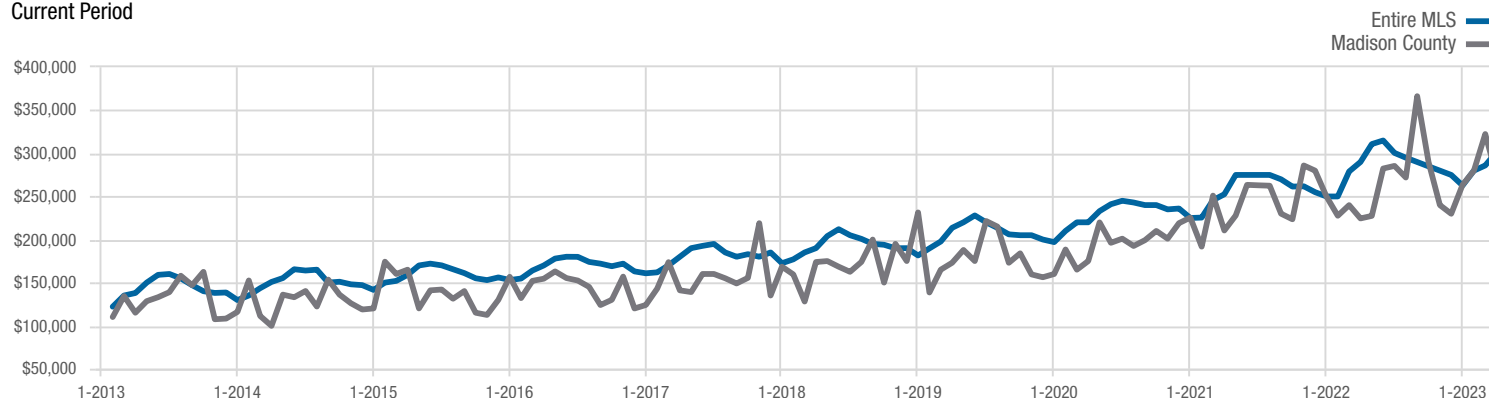
In Contracts

■ 2022 ■ 2023



Median Sales Price

Current Period



Each data point represents the median sales price in a given month.

Local Market Update – April 2023

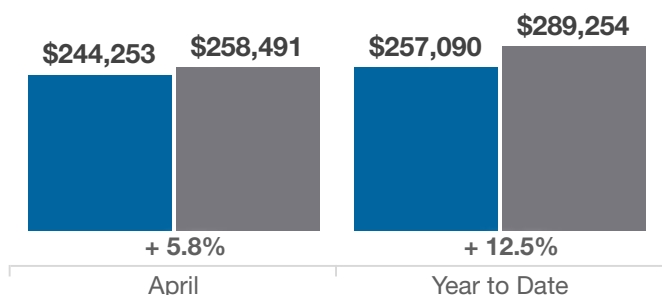
A RESEARCH TOOL PROVIDED BY THE COLUMBUS REALTORS®
BASED ON RESIDENTIAL LISTING DATA ONLY



Madison County

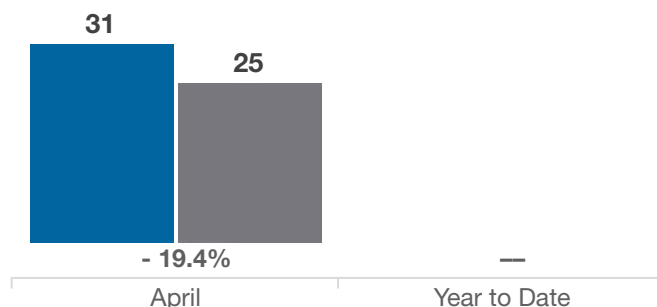
Average Sales Price

■ 2022 ■ 2023



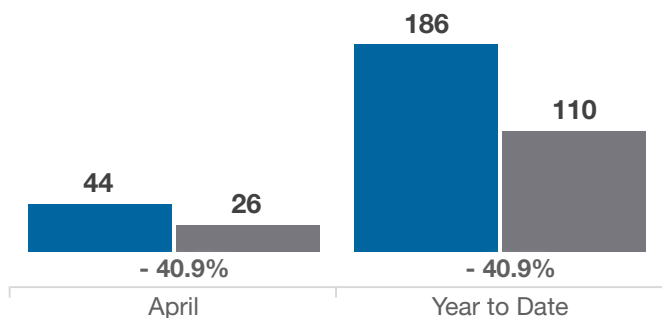
Inventory of Homes for Sale

■ 2022 ■ 2023



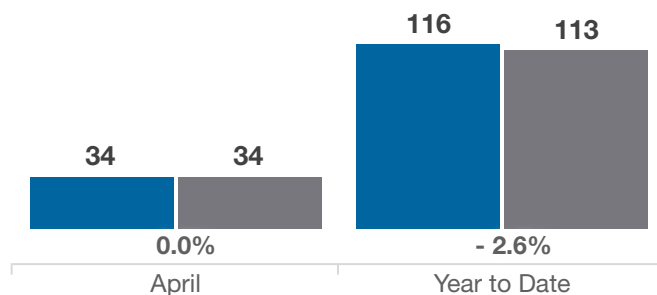
New Listings

■ 2022 ■ 2023



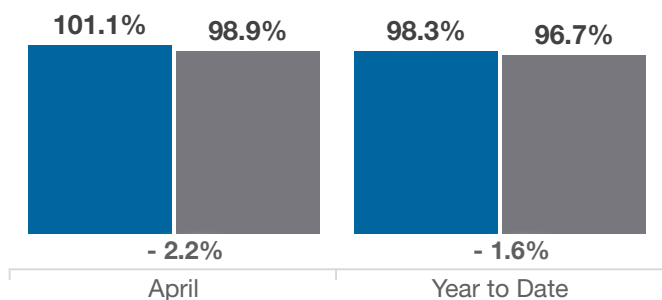
Single Family Sales

■ 2022 ■ 2023



Pct. Of Orig. List Price Received

■ 2022 ■ 2023



Condo Sales

■ 2022 ■ 2023

