

Local Market Update – May 2023

A RESEARCH TOOL PROVIDED BY THE COLUMBUS REALTORS®
BASED ON RESIDENTIAL LISTING DATA ONLY



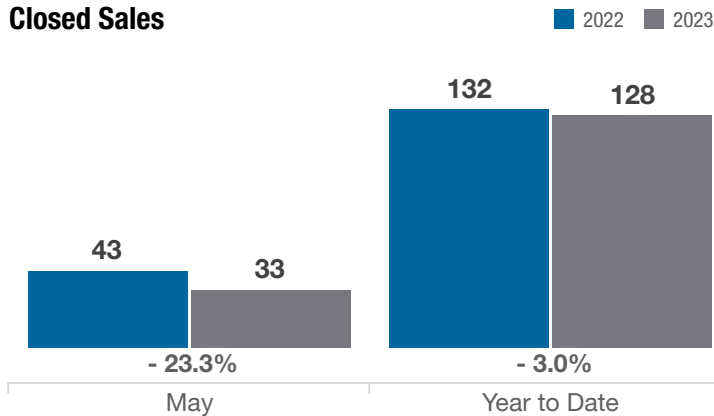
Big Walnut Local School District

Delaware County

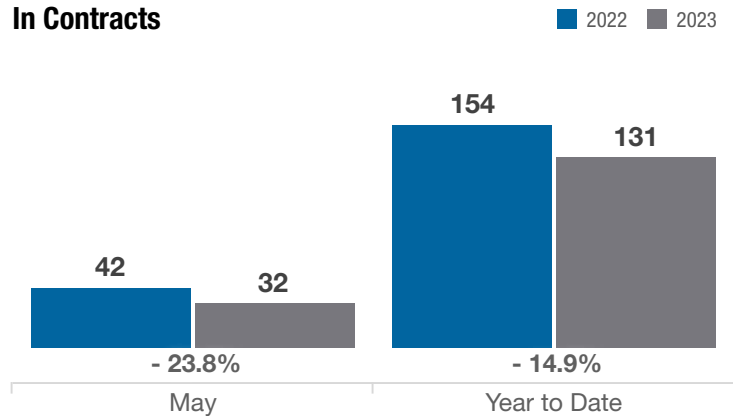
Key Metrics	May			Year to Date		
	2022	2023	% Change	Thru 5-2022	Thru 5-2023	% Change
Closed Sales	43	33	- 23.3%	132	128	- 3.0%
In Contracts	42	32	- 23.8%	154	131	- 14.9%
Average Sales Price*	\$646,703	\$480,878	- 25.6%	\$549,513	\$509,579	- 7.3%
Median Sales Price*	\$572,127	\$497,000	- 13.1%	\$471,000	\$491,950	+ 4.4%
Average Price Per Square Foot*	\$258.19	\$236.77	- 8.3%	\$230.09	\$229.77	- 0.1%
Percent of Original List Price Received*	103.5%	98.7%	- 4.6%	102.3%	98.3%	- 3.9%
Percent of Last List Price Received*	103.7%	99.9%	- 3.7%	102.5%	99.6%	- 2.8%
Days on Market Until Sale	20	43	+ 115.0%	15	36	+ 140.0%
New Listings	44	33	- 25.0%	161	144	- 10.6%
Median List Price of New Listings	\$440,000	\$449,500	+ 2.2%	\$489,900	\$492,400	+ 0.5%
Median List Price at Time of Sale	\$572,127	\$499,900	- 12.6%	\$469,054	\$499,900	+ 6.6%
Inventory of Homes for Sale	27	42	+ 55.6%	—	—	—
Months Supply of Inventory	0.8	1.5	+ 87.5%	—	—	—

* Does not account for sale concessions and/or downpayment assistance. | Percent changes are calculated using rounded figures and can sometimes look extreme due to small sample size.

Closed Sales

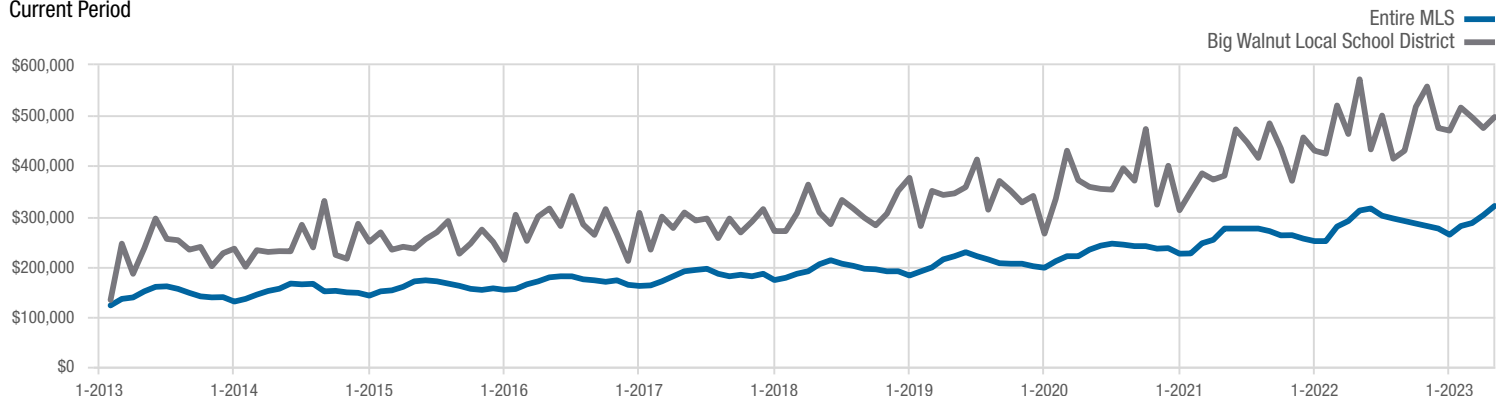


In Contracts



Median Sales Price

Current Period



Each data point represents the median sales price in a given month.

Big Walnut Local School District

Delaware County

