

Local Market Update – May 2023

A RESEARCH TOOL PROVIDED BY THE COLUMBUS REALTORS®
BASED ON RESIDENTIAL LISTING DATA ONLY



Grandview Heights (Corp.)

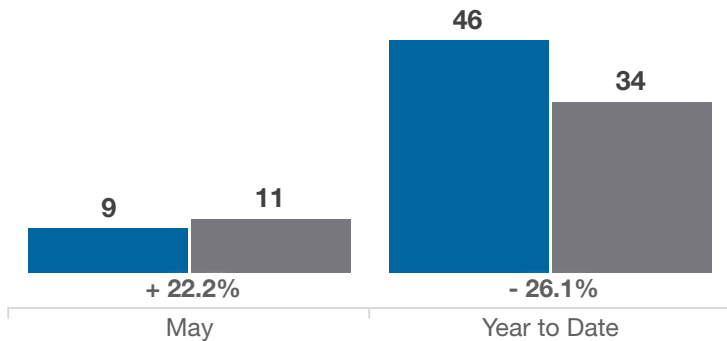
Franklin County

| Key Metrics | May | | | Year to Date | | |
|--|-----------|-----------|----------|--------------|-------------|----------|
| | 2022 | 2023 | % Change | Thru 5-2022 | Thru 5-2023 | % Change |
| Closed Sales | 9 | 11 | + 22.2% | 46 | 34 | - 26.1% |
| In Contracts | 21 | 11 | - 47.6% | 59 | 40 | - 32.2% |
| Average Sales Price* | \$532,656 | \$603,772 | + 13.4% | \$529,976 | \$526,279 | - 0.7% |
| Median Sales Price* | \$545,000 | \$752,000 | + 38.0% | \$502,500 | \$456,250 | - 9.2% |
| Average Price Per Square Foot* | \$315.75 | \$344.68 | + 9.2% | \$295.02 | \$325.39 | + 10.3% |
| Percent of Original List Price Received* | 105.1% | 102.3% | - 2.7% | 100.8% | 98.5% | - 2.3% |
| Percent of Last List Price Received* | 106.2% | 102.7% | - 3.3% | 102.8% | 99.9% | - 2.8% |
| Days on Market Until Sale | 3 | 6 | + 100.0% | 30 | 32 | + 6.7% |
| New Listings | 23 | 15 | - 34.8% | 62 | 48 | - 22.6% |
| Median List Price of New Listings | \$545,000 | \$499,000 | - 8.4% | \$510,000 | \$504,000 | - 1.2% |
| Median List Price at Time of Sale | \$500,000 | \$689,900 | + 38.0% | \$485,000 | \$472,450 | - 2.6% |
| Inventory of Homes for Sale | 17 | 21 | + 23.5% | — | — | — |
| Months Supply of Inventory | 1.6 | 2.3 | + 43.8% | — | — | — |

* Does not account for sale concessions and/or downpayment assistance. | Percent changes are calculated using rounded figures and can sometimes look extreme due to small sample size.

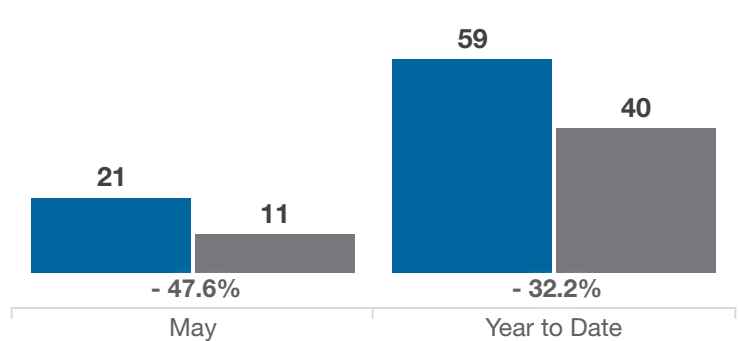
Closed Sales

■ 2022 ■ 2023



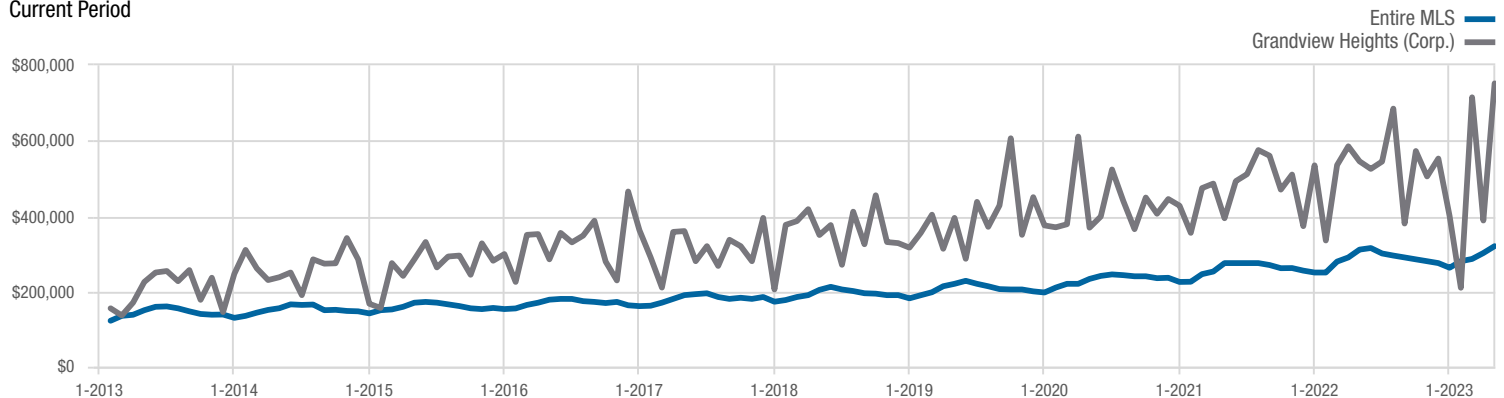
In Contracts

■ 2022 ■ 2023



Median Sales Price

Current Period



Each data point represents the median sales price in a given month.

Local Market Update – May 2023

A RESEARCH TOOL PROVIDED BY THE COLUMBUS REALTORS®
BASED ON RESIDENTIAL LISTING DATA ONLY

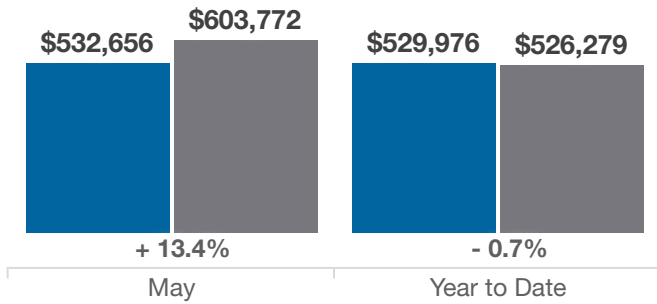


Grandview Heights (Corp.)

Franklin County

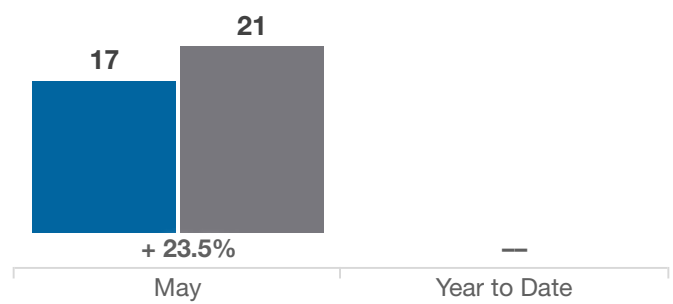
Average Sales Price

■ 2022 ■ 2023



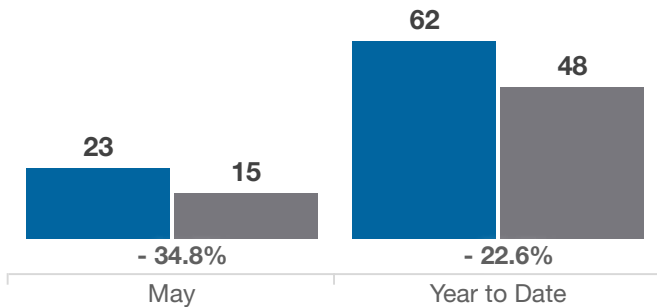
Inventory of Homes for Sale

■ 2022 ■ 2023



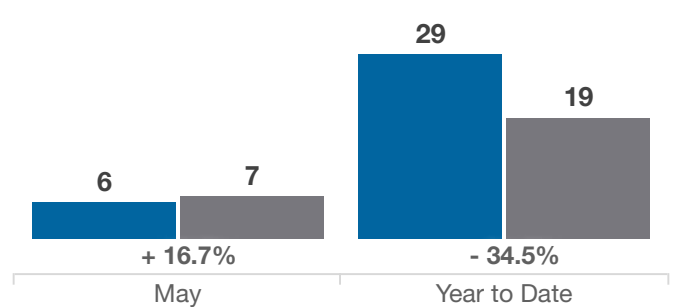
New Listings

■ 2022 ■ 2023



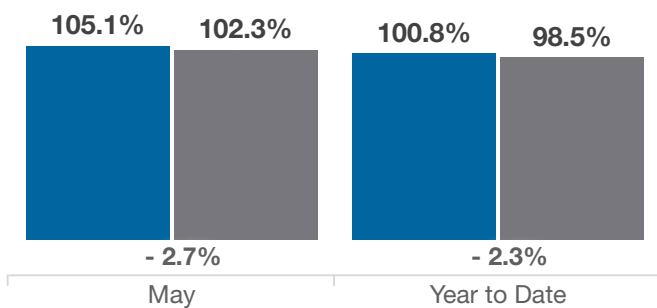
Single Family Sales

■ 2022 ■ 2023



Pct. Of Orig. List Price Received

■ 2022 ■ 2023



Condo Sales

■ 2022 ■ 2023

