

# Local Market Update – May 2023

A RESEARCH TOOL PROVIDED BY THE COLUMBUS REALTORS®  
BASED ON RESIDENTIAL LISTING DATA ONLY



## Olentangy Local School District

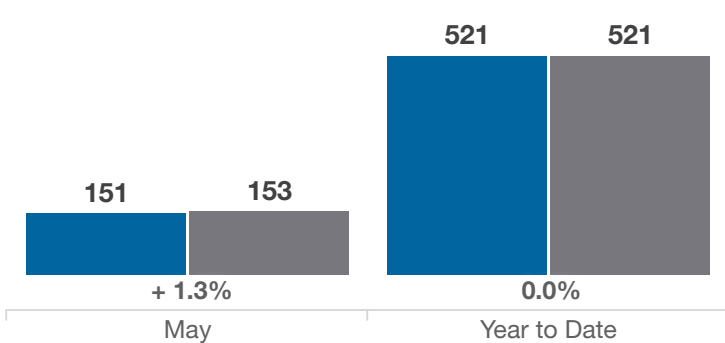
Delaware and Franklin Counties

Key Metrics	May			Year to Date		
	2022	2023	% Change	Thru 5-2022	Thru 5-2023	% Change
Closed Sales	151	153	+ 1.3%	521	521	0.0%
In Contracts	202	169	- 16.3%	645	615	- 4.7%
Average Sales Price*	\$530,855	\$627,365	+ 18.2%	\$530,255	\$585,542	+ 10.4%
Median Sales Price*	\$505,000	\$568,000	+ 12.5%	\$500,000	\$541,938	+ 8.4%
Average Price Per Square Foot*	\$218.24	\$230.15	+ 5.5%	\$212.35	\$223.27	+ 5.1%
Percent of Original List Price Received*	107.0%	100.9%	- 5.7%	105.1%	99.6%	- 5.2%
Percent of Last List Price Received*	106.4%	101.3%	- 4.8%	104.9%	100.5%	- 4.2%
Days on Market Until Sale	14	30	+ 114.3%	18	35	+ 94.4%
New Listings	214	158	- 26.2%	716	650	- 9.2%
Median List Price of New Listings	\$537,070	\$550,000	+ 2.4%	\$499,945	\$550,000	+ 10.0%
Median List Price at Time of Sale	\$475,000	\$554,900	+ 16.8%	\$475,000	\$540,084	+ 13.7%
Inventory of Homes for Sale	132	160	+ 21.2%	—	—	—
Months Supply of Inventory	0.9	1.3	+ 44.4%	—	—	—

\* Does not account for sale concessions and/or downpayment assistance. | Percent changes are calculated using rounded figures and can sometimes look extreme due to small sample size.

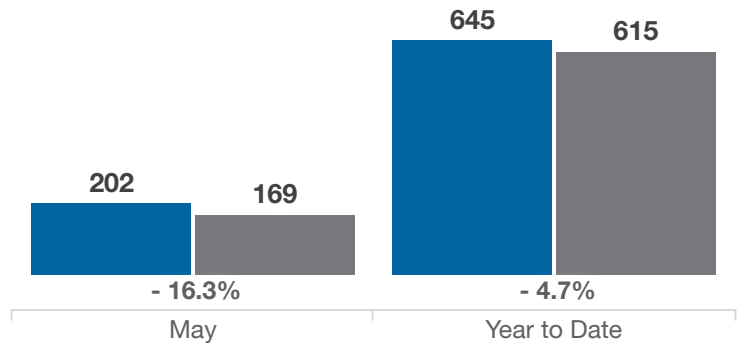
### Closed Sales

■ 2022 ■ 2023



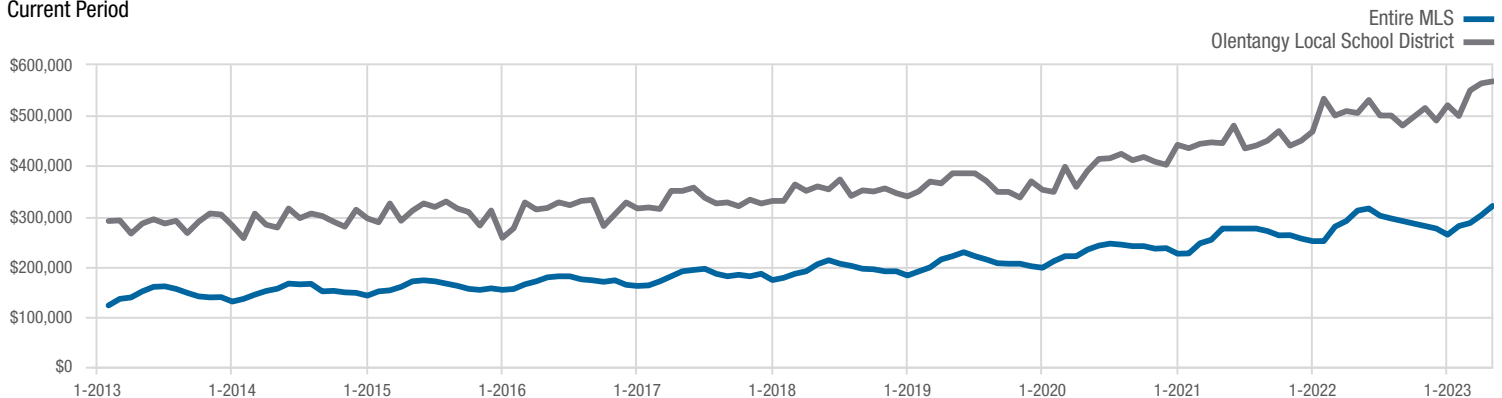
### In Contracts

■ 2022 ■ 2023



### Median Sales Price

Current Period



Each data point represents the median sales price in a given month.

# Local Market Update – May 2023

A RESEARCH TOOL PROVIDED BY THE COLUMBUS REALTORS®  
BASED ON RESIDENTIAL LISTING DATA ONLY

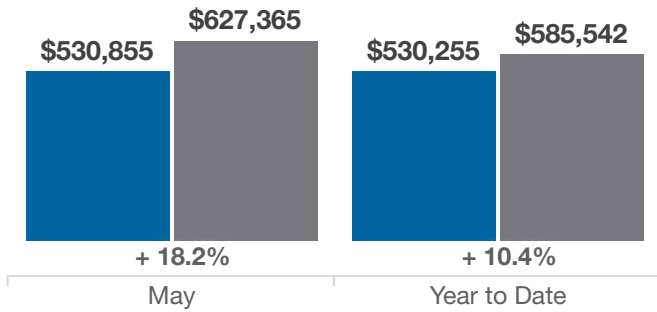


## Olentangy Local School District

Delaware and Franklin Counties

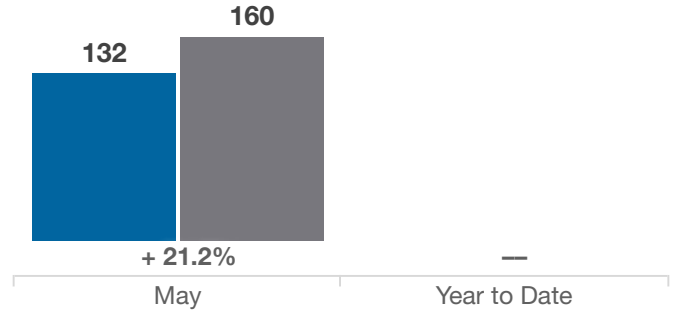
### Average Sales Price

■ 2022 ■ 2023



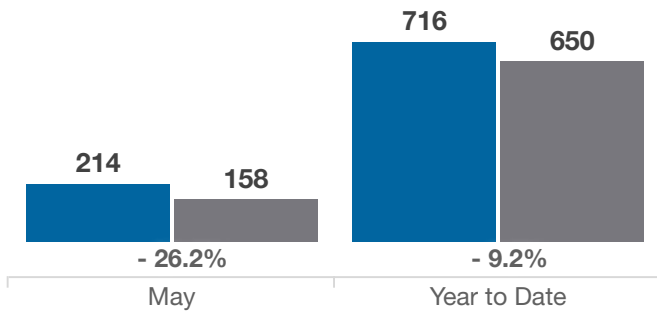
### Inventory of Homes for Sale

■ 2022 ■ 2023



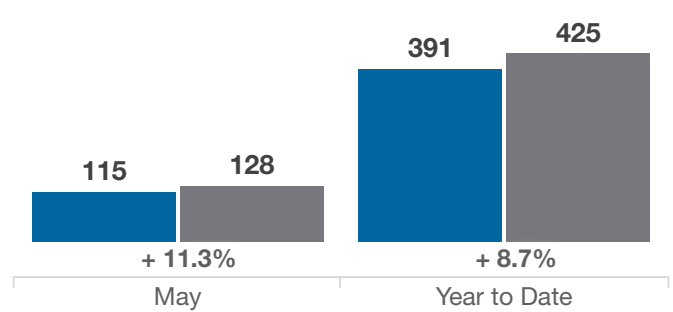
### New Listings

■ 2022 ■ 2023



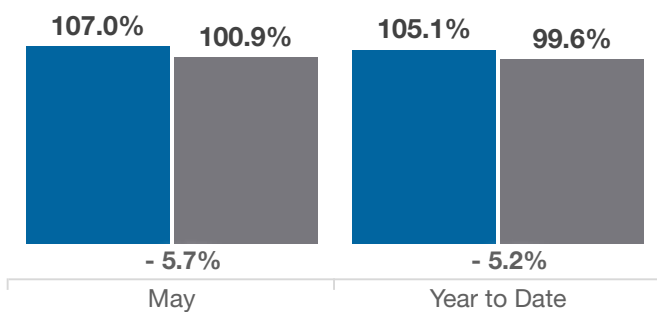
### Single Family Sales

■ 2022 ■ 2023



### Pct. Of Orig. List Price Received

■ 2022 ■ 2023



### Condo Sales

■ 2022 ■ 2023

