

# Local Market Update – May 2023

A RESEARCH TOOL PROVIDED BY THE COLUMBUS REALTORS®  
BASED ON RESIDENTIAL LISTING DATA ONLY



## South-Western City School District (Grove City)

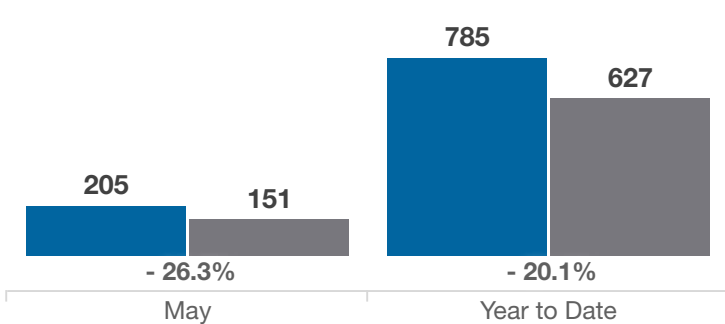
Franklin and Pickaway Counties

Key Metrics	May			Year to Date		
	2022	2023	% Change	Thru 5-2022	Thru 5-2023	% Change
Closed Sales	205	151	- 26.3%	785	627	- 20.1%
In Contracts	214	192	- 10.3%	851	716	- 15.9%
Average Sales Price*	\$300,699	\$316,416	+ 5.2%	\$287,570	\$303,184	+ 5.4%
Median Sales Price*	\$295,450	\$300,000	+ 1.5%	\$270,000	\$283,000	+ 4.8%
Average Price Per Square Foot*	\$186.93	\$186.18	- 0.4%	\$177.50	\$181.80	+ 2.4%
Percent of Original List Price Received*	105.5%	102.6%	- 2.7%	103.9%	100.1%	- 3.7%
Percent of Last List Price Received*	105.5%	102.7%	- 2.7%	104.0%	101.3%	- 2.6%
Days on Market Until Sale	9	24	+ 166.7%	14	24	+ 71.4%
New Listings	210	190	- 9.5%	898	716	- 20.3%
Median List Price of New Listings	\$275,000	\$299,400	+ 8.9%	\$260,000	\$285,000	+ 9.6%
Median List Price at Time of Sale	\$274,950	\$289,900	+ 5.4%	\$254,900	\$279,900	+ 9.8%
Inventory of Homes for Sale	119	117	- 1.7%	—	—	—
Months Supply of Inventory	0.6	0.8	+ 33.3%	—	—	—

\* Does not account for sale concessions and/or downpayment assistance. | Percent changes are calculated using rounded figures and can sometimes look extreme due to small sample size.

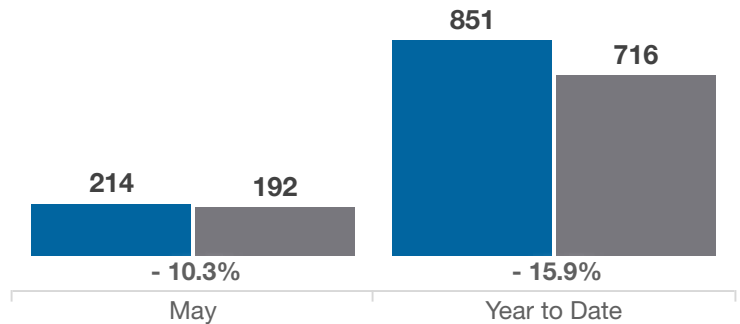
### Closed Sales

■ 2022 ■ 2023



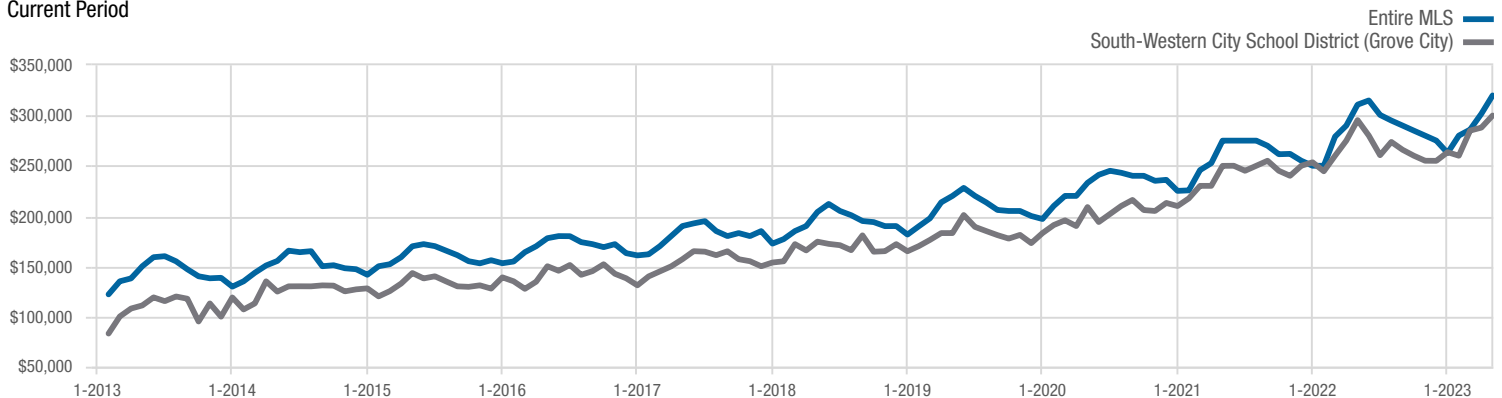
### In Contracts

■ 2022 ■ 2023



### Median Sales Price

Current Period



Each data point represents the median sales price in a given month.

# Local Market Update – May 2023

A RESEARCH TOOL PROVIDED BY THE COLUMBUS REALTORS®  
BASED ON RESIDENTIAL LISTING DATA ONLY

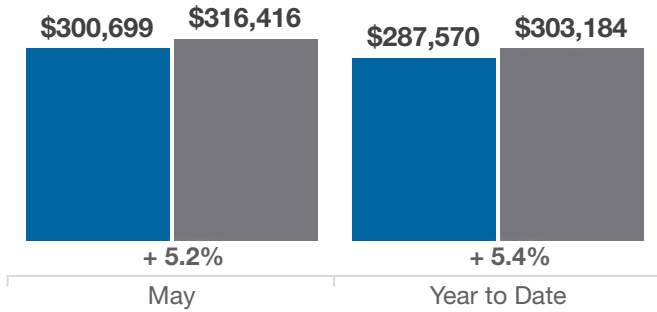


## South-Western City School District (Grove City)

Franklin and Pickaway Counties

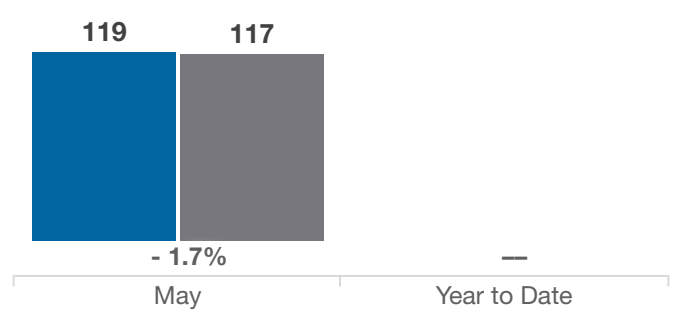
### Average Sales Price

■ 2022 ■ 2023



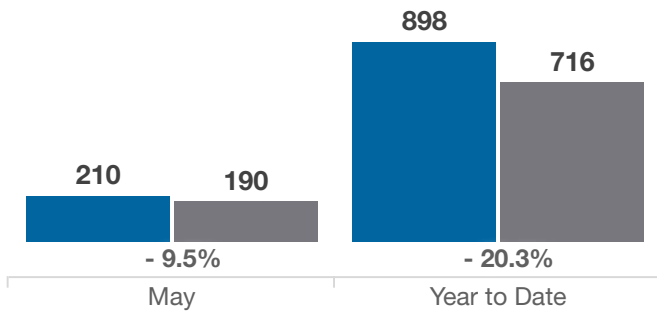
### Inventory of Homes for Sale

■ 2022 ■ 2023



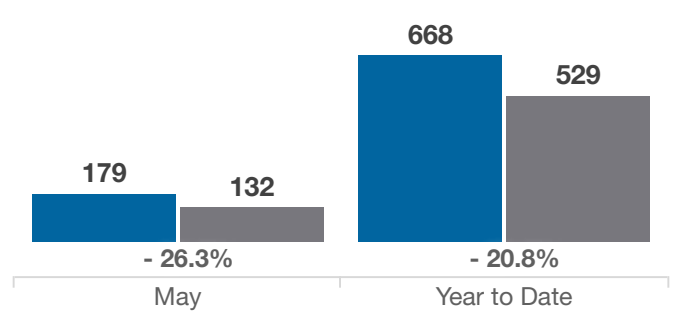
### New Listings

■ 2022 ■ 2023



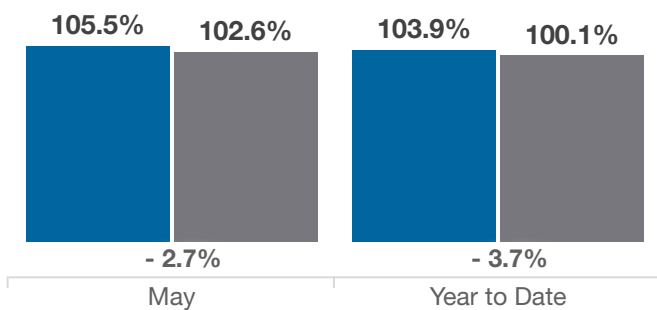
### Single Family Sales

■ 2022 ■ 2023



### Pct. Of Orig. List Price Received

■ 2022 ■ 2023



### Condo Sales

■ 2022 ■ 2023

