

# Local Market Update – May 2023

A RESEARCH TOOL PROVIDED BY THE COLUMBUS REALTORS®  
BASED ON RESIDENTIAL LISTING DATA ONLY



## Valleyview (Corp.)

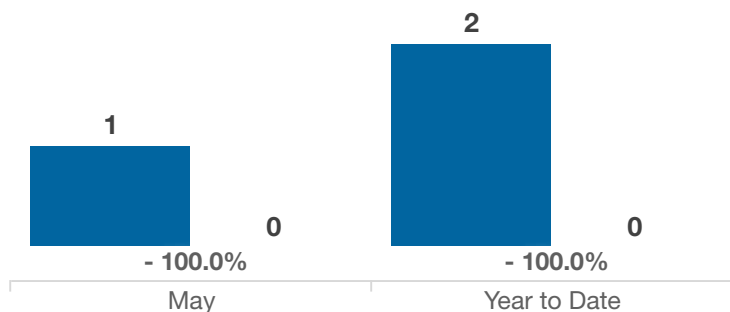
Franklin County

Key Metrics	May			Year to Date		
	2022	2023	% Change	Thru 5-2022	Thru 5-2023	% Change
Closed Sales	1	0	- 100.0%	2	0	- 100.0%
In Contracts	0	0	0.0%	2	0	- 100.0%
Average Sales Price*	\$182,000	—	—	\$185,925	—	—
Median Sales Price*	\$182,000	—	—	\$185,925	—	—
Average Price Per Square Foot*	\$151.16	—	—	\$155.08	—	—
Percent of Original List Price Received*	101.2%	—	—	100.6%	—	—
Percent of Last List Price Received*	101.2%	—	—	100.6%	—	—
Days on Market Until Sale	15	—	—	8	—	—
New Listings	0	0	0.0%	2	0	- 100.0%
Median List Price of New Listings	—	—	—	\$184,875	—	—
Median List Price at Time of Sale	\$179,900	—	—	\$184,875	—	—
Inventory of Homes for Sale	0	0	0.0%	—	—	—
Months Supply of Inventory	—	—	—	—	—	—

\* Does not account for sale concessions and/or downpayment assistance. | Percent changes are calculated using rounded figures and can sometimes look extreme due to small sample size.

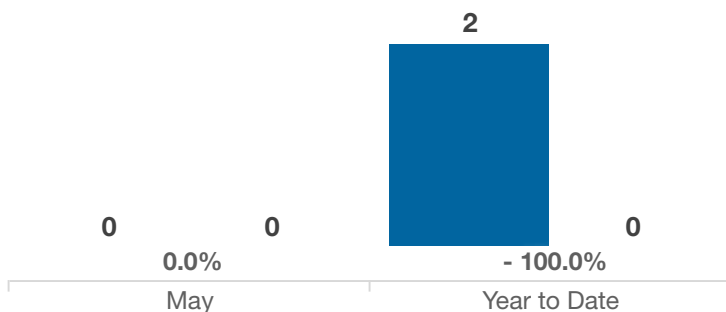
### Closed Sales

■ 2022 ■ 2023



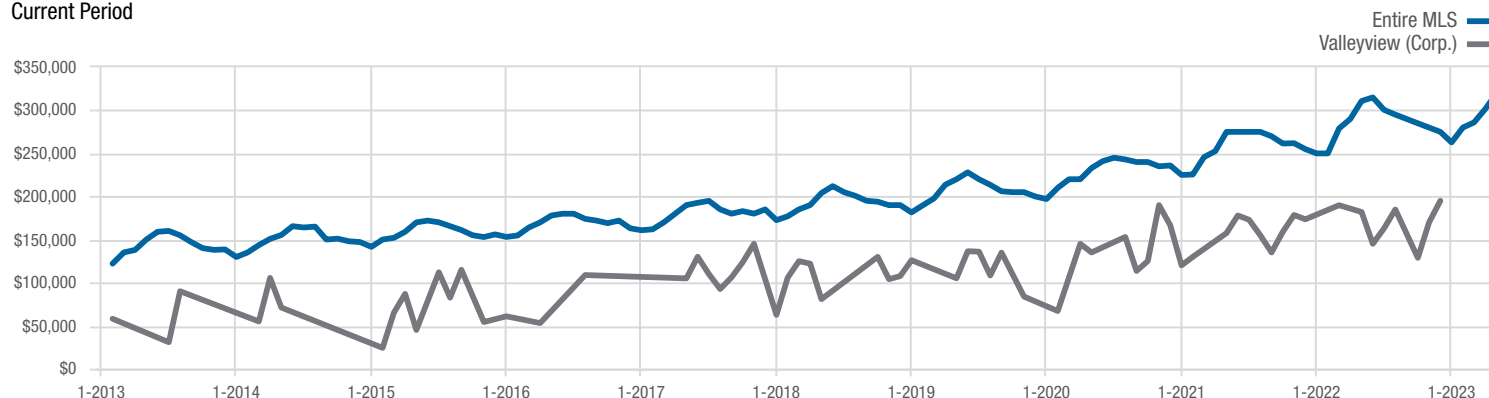
### In Contracts

■ 2022 ■ 2023



### Median Sales Price

Current Period



Each data point represents the median sales price in a given month.

Valleyview (Corp.)

Franklin County

