

Local Market Update – May 2023

A RESEARCH TOOL PROVIDED BY THE COLUMBUS REALTORS®
BASED ON RESIDENTIAL LISTING DATA ONLY



Washington Court House City School District

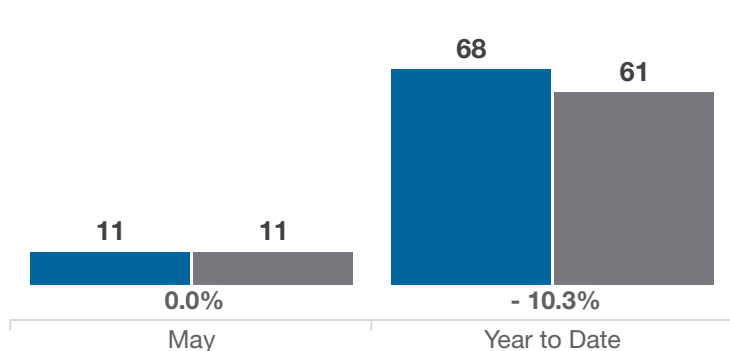
Fayette County

Key Metrics	May			Year to Date		
	2022	2023	% Change	Thru 5-2022	Thru 5-2023	% Change
Closed Sales	11	11	0.0%	68	61	- 10.3%
In Contracts	14	14	0.0%	76	70	- 7.9%
Average Sales Price*	\$187,845	\$180,400	- 4.0%	\$162,429	\$161,416	- 0.6%
Median Sales Price*	\$185,000	\$138,000	- 25.4%	\$154,500	\$150,000	- 2.9%
Average Price Per Square Foot*	\$129.66	\$118.27	- 8.8%	\$111.74	\$112.63	+ 0.8%
Percent of Original List Price Received*	103.1%	95.3%	- 7.6%	99.3%	94.5%	- 4.8%
Percent of Last List Price Received*	103.8%	96.4%	- 7.1%	100.8%	97.2%	- 3.6%
Days on Market Until Sale	9	41	+ 355.6%	14	38	+ 171.4%
New Listings	23	10	- 56.5%	91	72	- 20.9%
Median List Price of New Listings	\$195,000	\$162,300	- 16.8%	\$159,500	\$150,950	- 5.4%
Median List Price at Time of Sale	\$185,000	\$145,000	- 21.6%	\$149,900	\$150,000	+ 0.1%
Inventory of Homes for Sale	22	12	- 45.5%	—	—	—
Months Supply of Inventory	1.1	0.9	- 18.2%	—	—	—

* Does not account for sale concessions and/or downpayment assistance. | Percent changes are calculated using rounded figures and can sometimes look extreme due to small sample size.

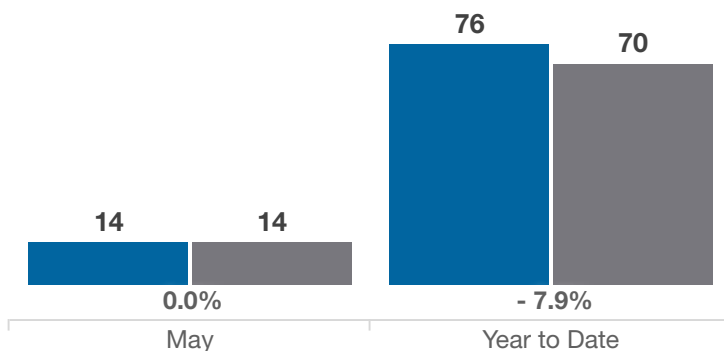
Closed Sales

■ 2022 ■ 2023



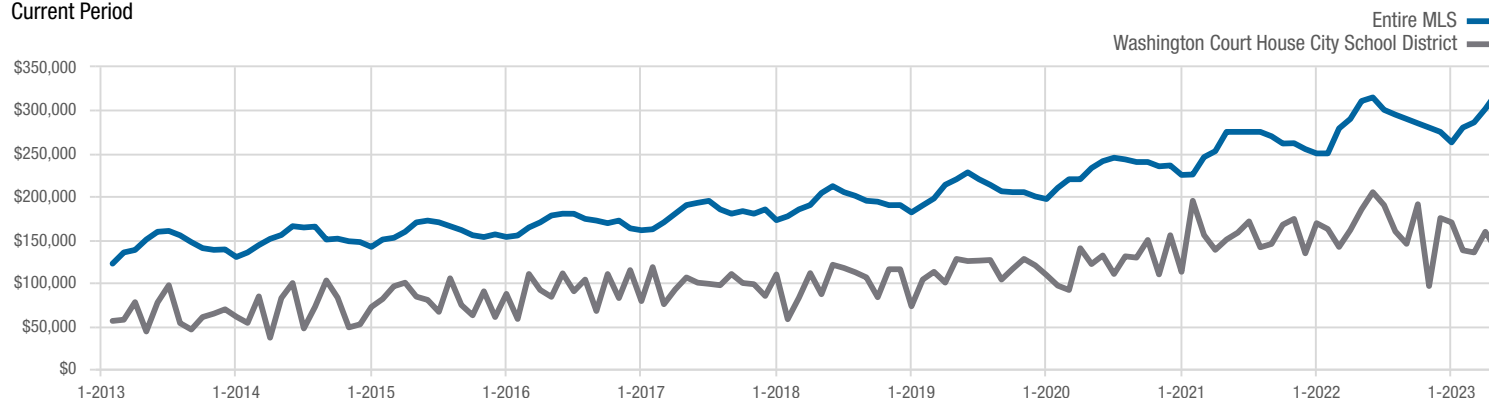
In Contracts

■ 2022 ■ 2023



Median Sales Price

Current Period



Each data point represents the median sales price in a given month.

Washington Court House City School District

Fayette County

