

# Local Market Update – June 2023

A RESEARCH TOOL PROVIDED BY THE COLUMBUS REALTORS®  
BASED ON RESIDENTIAL LISTING DATA ONLY

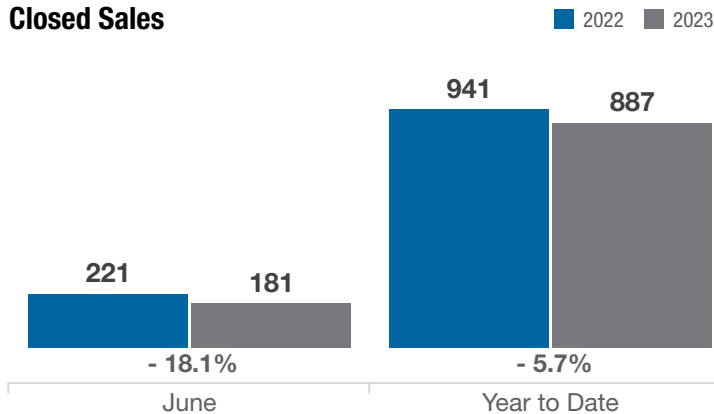


## Fairfield County

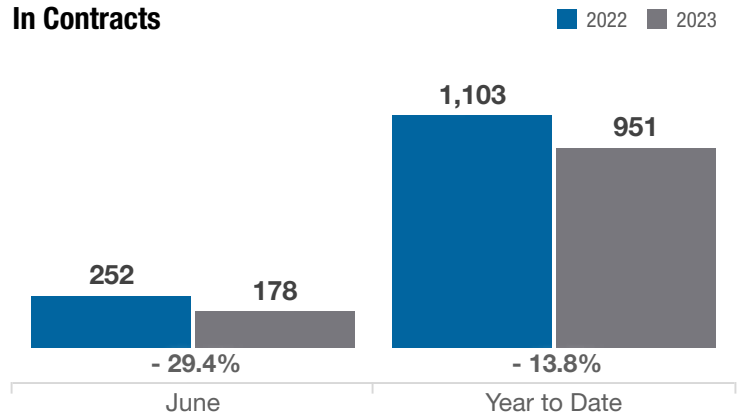
Key Metrics	June			Year to Date		
	2022	2023	% Change	Thru 6-2022	Thru 6-2023	% Change
Closed Sales	221	181	- 18.1%	941	887	- 5.7%
In Contracts	252	178	- 29.4%	1,103	951	- 13.8%
Average Sales Price*	\$316,303	\$345,610	+ 9.3%	\$322,665	\$332,617	+ 3.1%
Median Sales Price*	\$320,000	\$335,000	+ 4.7%	\$304,000	\$320,000	+ 5.3%
Average Price Per Square Foot*	\$173.32	\$182.65	+ 5.4%	\$168.98	\$173.02	+ 2.4%
Percent of Original List Price Received*	103.4%	100.5%	- 2.8%	102.9%	99.1%	- 3.7%
Percent of Last List Price Received*	104.3%	101.7%	- 2.5%	103.4%	100.5%	- 2.8%
Days on Market Until Sale	10	19	+ 90.0%	14	24	+ 71.4%
New Listings	279	211	- 24.4%	1,223	1,033	- 15.5%
Median List Price of New Listings	\$322,450	\$350,000	+ 8.5%	\$310,000	\$335,000	+ 8.1%
Median List Price at Time of Sale	\$300,000	\$325,000	+ 8.3%	\$295,000	\$314,900	+ 6.7%
Inventory of Homes for Sale	161	190	+ 18.0%	—	—	—
Months Supply of Inventory	0.8	1.1	+ 37.5%	—	—	—

\* Does not account for sale concessions and/or downpayment assistance. | Percent changes are calculated using rounded figures and can sometimes look extreme due to small sample size.

### Closed Sales

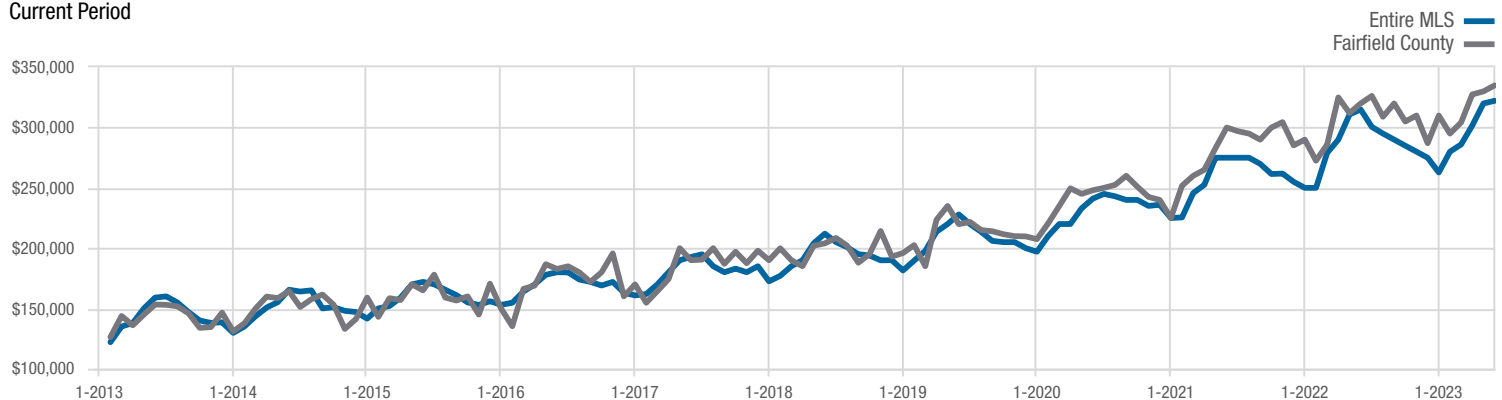


### In Contracts



### Median Sales Price

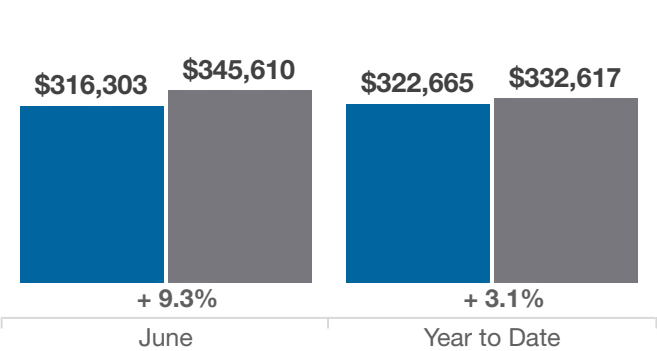
Current Period



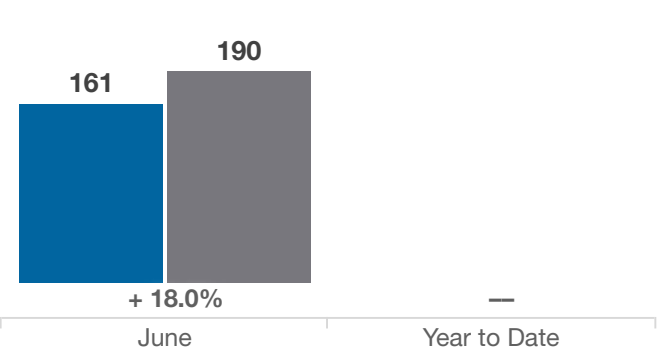
Each data point represents the median sales price in a given month.

## Fairfield County

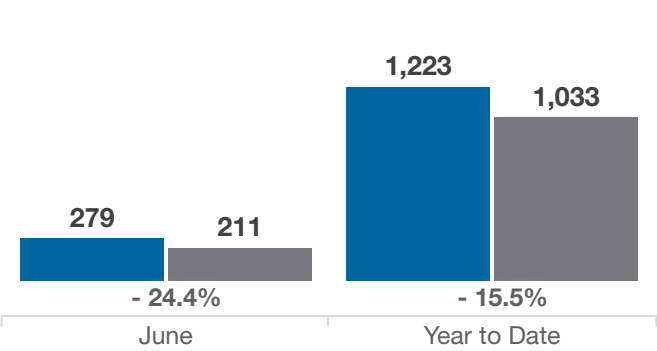
Average Sales Price



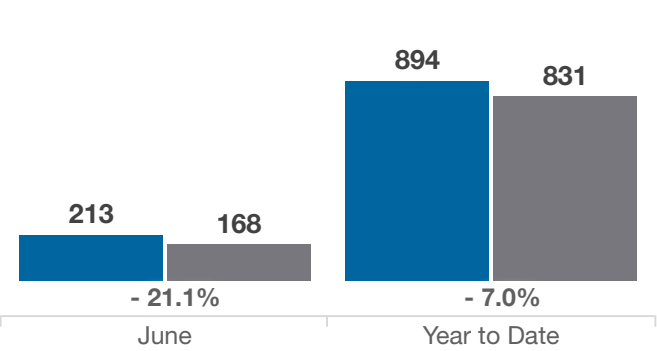
Inventory of Homes for Sale



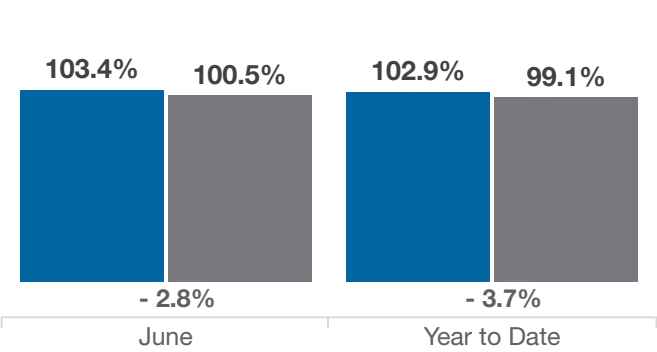
New Listings



Single Family Sales



Pct. Of Orig. List Price Received



Condo Sales

