

Local Market Update – June 2023

A RESEARCH TOOL PROVIDED BY THE COLUMBUS REALTORS®
BASED ON RESIDENTIAL LISTING DATA ONLY



Gahanna (Corp.)

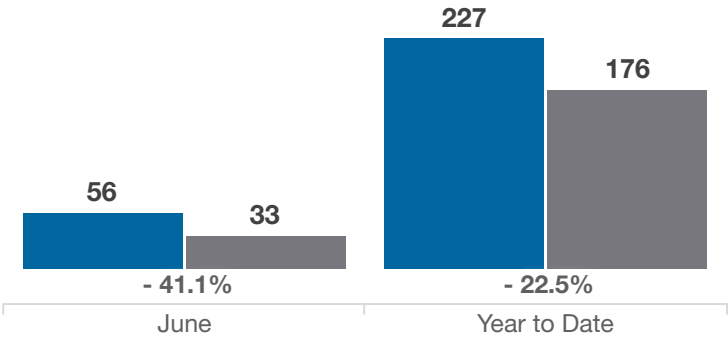
Franklin County

| Key Metrics | June | | | Year to Date | | |
|--|-----------|-----------|----------|--------------|-------------|----------|
| | 2022 | 2023 | % Change | Thru 6-2022 | Thru 6-2023 | % Change |
| Closed Sales | 56 | 33 | - 41.1% | 227 | 176 | - 22.5% |
| In Contracts | 57 | 36 | - 36.8% | 250 | 192 | - 23.2% |
| Average Sales Price* | \$380,238 | \$454,342 | + 19.5% | \$372,364 | \$365,829 | - 1.8% |
| Median Sales Price* | \$360,000 | \$400,000 | + 11.1% | \$345,000 | \$344,750 | - 0.1% |
| Average Price Per Square Foot* | \$208.27 | \$204.31 | - 1.9% | \$198.96 | \$200.37 | + 0.7% |
| Percent of Original List Price Received* | 106.7% | 102.0% | - 4.4% | 107.4% | 102.0% | - 5.0% |
| Percent of Last List Price Received* | 106.0% | 102.7% | - 3.1% | 107.2% | 102.7% | - 4.2% |
| Days on Market Until Sale | 5 | 10 | + 100.0% | 6 | 14 | + 133.3% |
| New Listings | 65 | 42 | - 35.4% | 289 | 205 | - 29.1% |
| Median List Price of New Listings | \$350,000 | \$374,950 | + 7.1% | \$329,900 | \$344,900 | + 4.5% |
| Median List Price at Time of Sale | \$337,450 | \$395,000 | + 17.1% | \$310,000 | \$337,000 | + 8.7% |
| Inventory of Homes for Sale | 31 | 26 | - 16.1% | — | — | — |
| Months Supply of Inventory | 0.7 | 0.8 | + 14.3% | — | — | — |

* Does not account for sale concessions and/or downpayment assistance. | Percent changes are calculated using rounded figures and can sometimes look extreme due to small sample size.

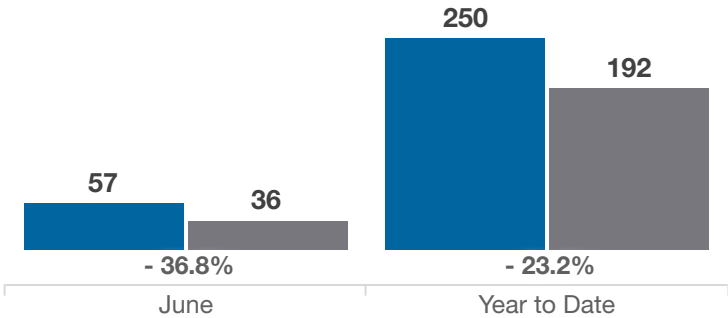
Closed Sales

■ 2022 ■ 2023



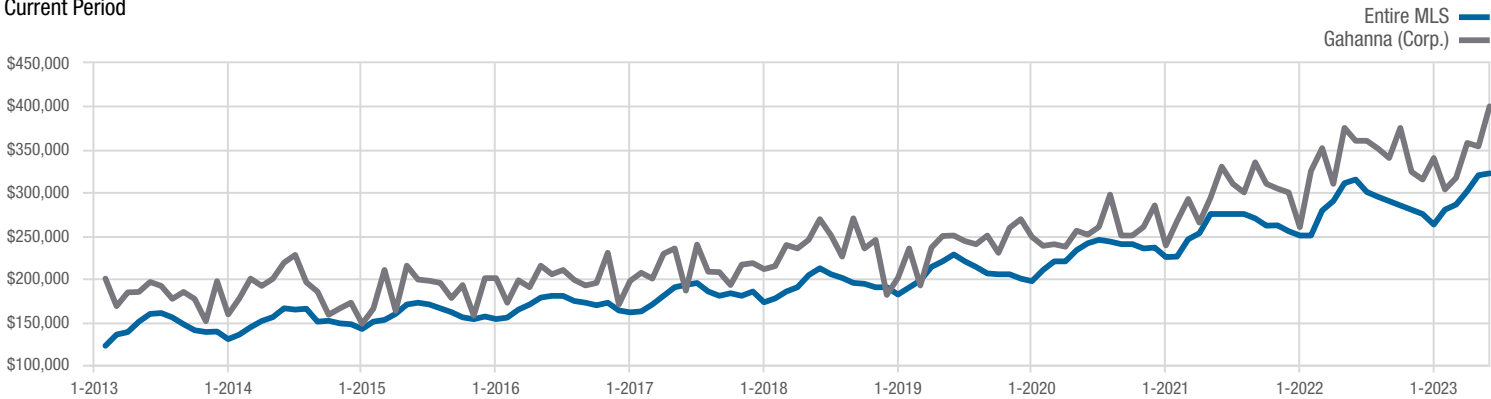
In Contracts

■ 2022 ■ 2023



Median Sales Price

Current Period



Each data point represents the median sales price in a given month.

Local Market Update – June 2023

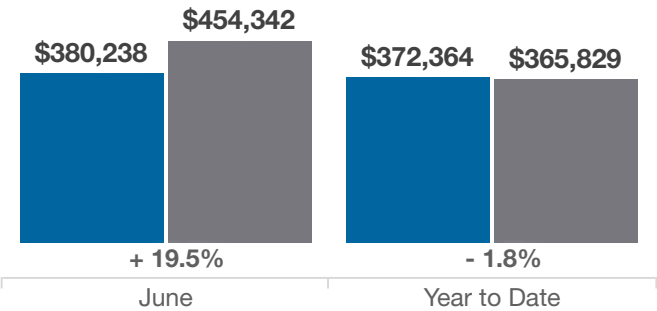
A RESEARCH TOOL PROVIDED BY THE COLUMBUS REALTORS®
BASED ON RESIDENTIAL LISTING DATA ONLY



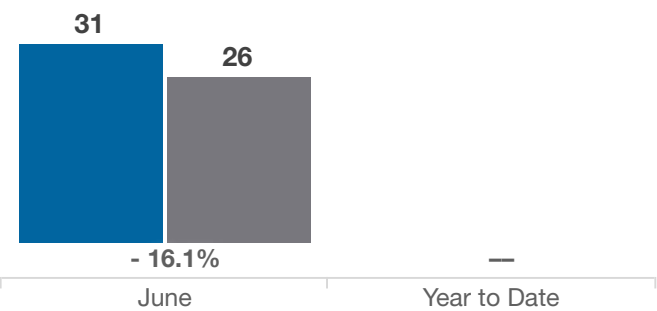
Gahanna (Corp.)

Franklin County

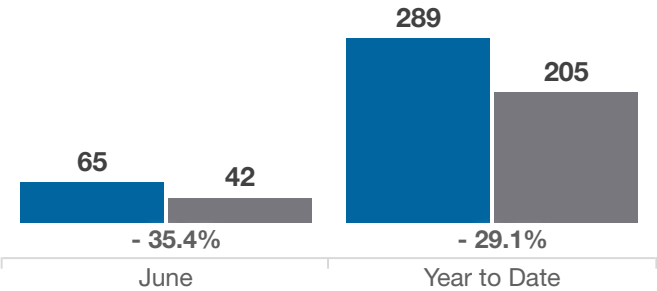
Average Sales Price 2022 2023



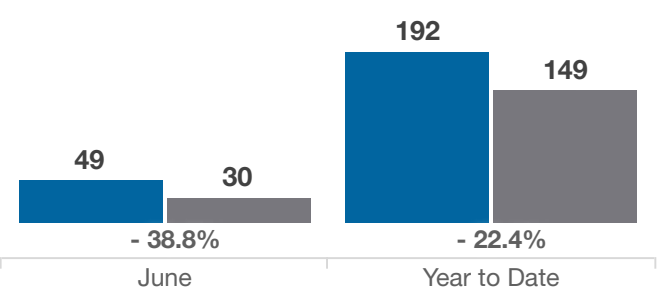
Inventory of Homes for Sale 2022 2023



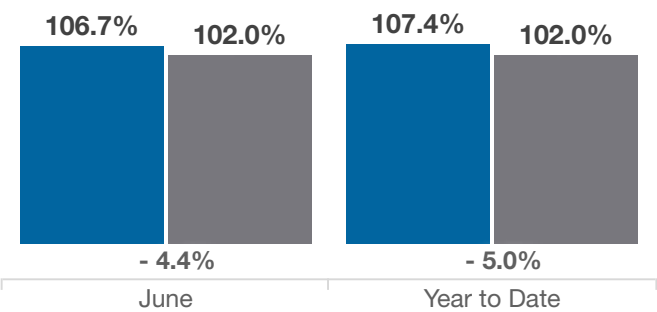
New Listings 2022 2023



Single Family Sales 2022 2023



Pct. Of Orig. List Price Received 2022 2023



Condo Sales 2022 2023

