

# Local Market Update – June 2023

A RESEARCH TOOL PROVIDED BY THE COLUMBUS REALTORS®  
BASED ON RESIDENTIAL LISTING DATA ONLY



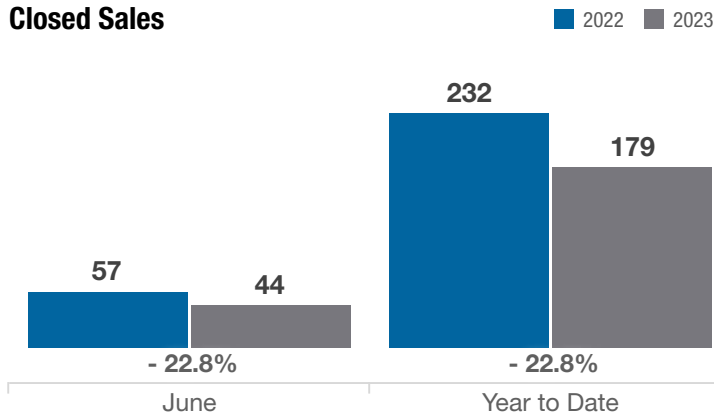
## Marysville Exempted Village School District

Union County

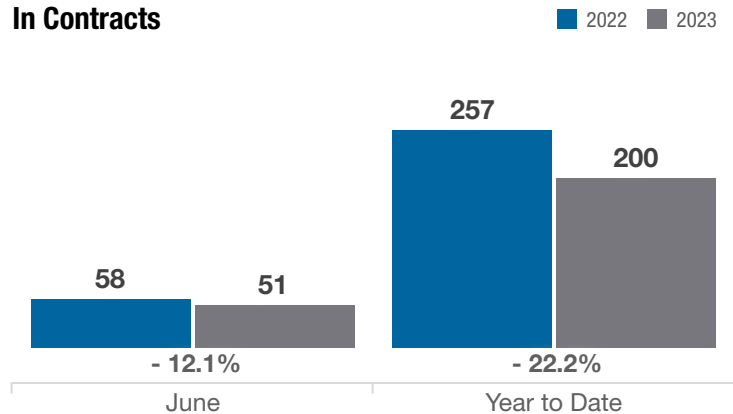
Key Metrics	June			Year to Date		
	2022	2023	% Change	Thru 6-2022	Thru 6-2023	% Change
Closed Sales	57	44	- 22.8%	232	179	- 22.8%
In Contracts	58	51	- 12.1%	257	200	- 22.2%
Average Sales Price*	\$352,750	\$330,480	- 6.3%	\$336,272	\$332,846	- 1.0%
Median Sales Price*	\$325,000	\$318,750	- 1.9%	\$324,700	\$322,000	- 0.8%
Average Price Per Square Foot*	\$178.79	\$176.89	- 1.1%	\$174.76	\$180.74	+ 3.4%
Percent of Original List Price Received*	103.9%	104.5%	+ 0.6%	103.4%	101.0%	- 2.3%
Percent of Last List Price Received*	104.5%	105.0%	+ 0.5%	104.0%	101.7%	- 2.2%
Days on Market Until Sale	7	21	+ 200.0%	10	20	+ 100.0%
New Listings	52	51	- 1.9%	260	227	- 12.7%
Median List Price of New Listings	\$314,950	\$349,900	+ 11.1%	\$315,500	\$339,000	+ 7.4%
Median List Price at Time of Sale	\$300,000	\$309,850	+ 3.3%	\$304,950	\$315,560	+ 3.5%
Inventory of Homes for Sale	27	33	+ 22.2%	—	—	—
Months Supply of Inventory	0.6	1.0	+ 66.7%	—	—	—

\* Does not account for sale concessions and/or downpayment assistance. | Percent changes are calculated using rounded figures and can sometimes look extreme due to small sample size.

### Closed Sales

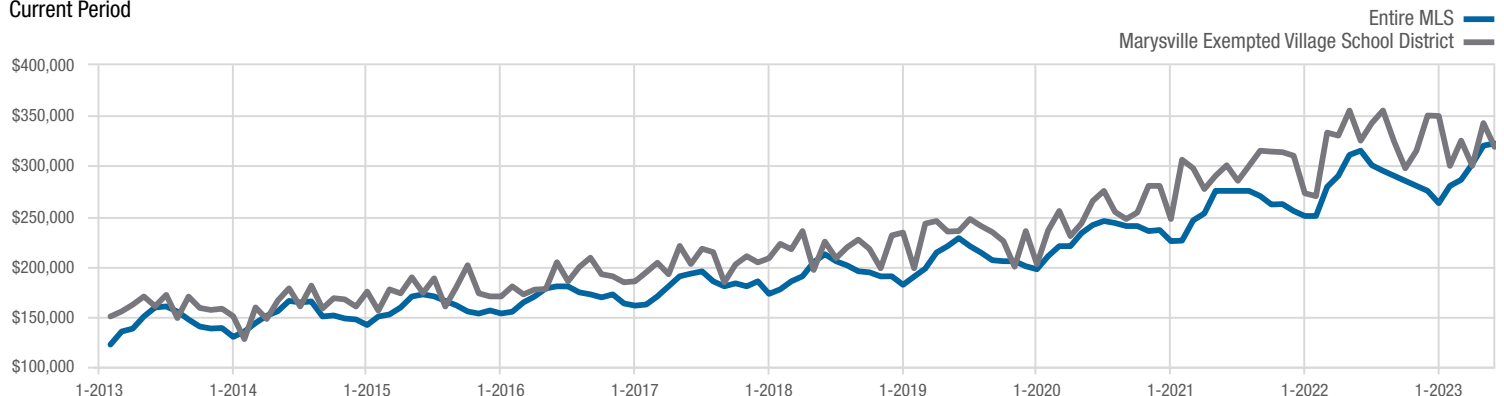


### In Contracts



### Median Sales Price

Current Period



Each data point represents the median sales price in a given month.

# Local Market Update – June 2023

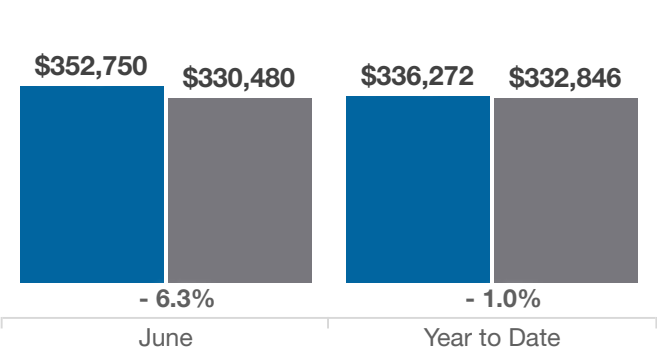
A RESEARCH TOOL PROVIDED BY THE COLUMBUS REALTORS®  
BASED ON RESIDENTIAL LISTING DATA ONLY



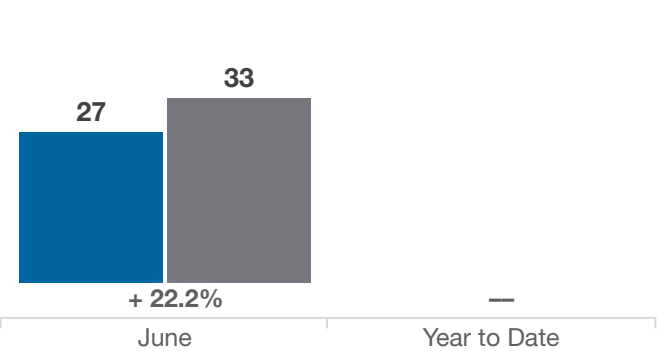
## Marysville Exempted Village School District

Union County

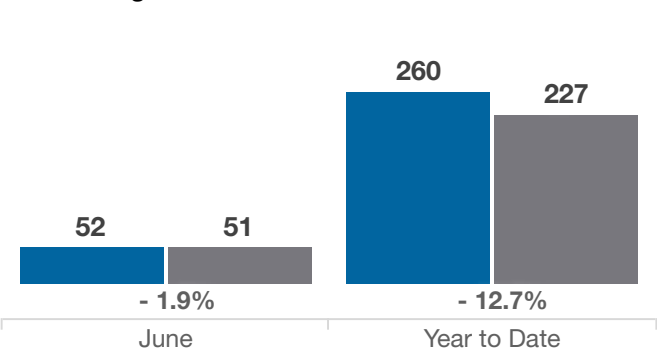
Average Sales Price



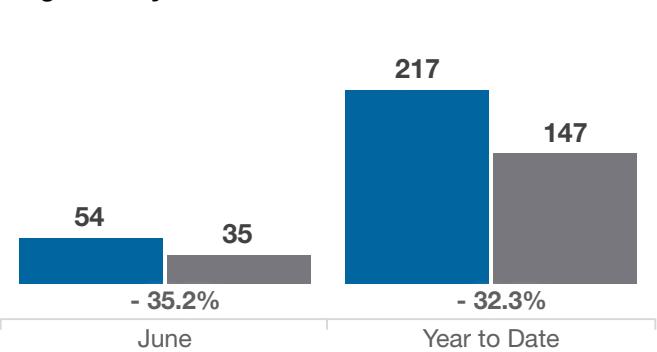
Inventory of Homes for Sale



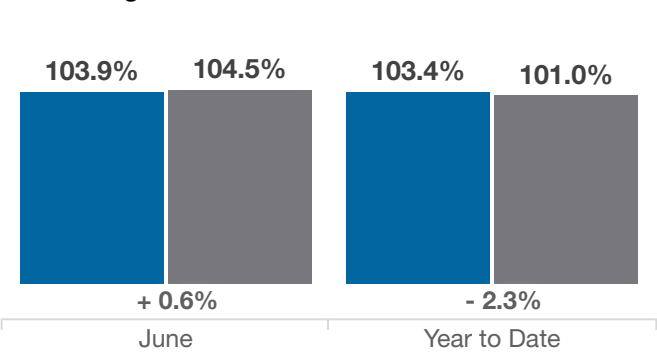
New Listings



Single Family Sales



Pct. Of Orig. List Price Received



Condo Sales

