

Local Market Update – June 2023

A RESEARCH TOOL PROVIDED BY THE COLUMBUS REALTORS®
BASED ON RESIDENTIAL LISTING DATA ONLY



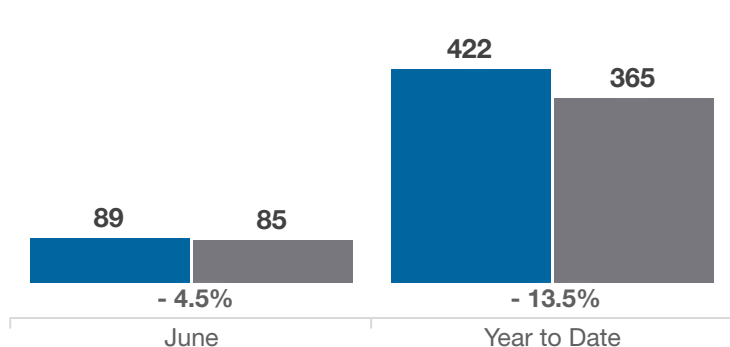
Union County

Key Metrics	June			Year to Date		
	2022	2023	% Change	Thru 6-2022	Thru 6-2023	% Change
Closed Sales	89	85	- 4.5%	422	365	- 13.5%
In Contracts	93	103	+ 10.8%	469	414	- 11.7%
Average Sales Price*	\$428,907	\$453,787	+ 5.8%	\$427,066	\$452,847	+ 6.0%
Median Sales Price*	\$337,500	\$365,000	+ 8.1%	\$367,000	\$400,000	+ 9.0%
Average Price Per Square Foot*	\$188.40	\$206.31	+ 9.5%	\$183.23	\$199.28	+ 8.8%
Percent of Original List Price Received*	103.1%	101.7%	- 1.4%	102.7%	99.6%	- 3.0%
Percent of Last List Price Received*	103.6%	102.3%	- 1.3%	103.2%	100.6%	- 2.5%
Days on Market Until Sale	9	25	+ 177.8%	14	32	+ 128.6%
New Listings	114	102	- 10.5%	520	467	- 10.2%
Median List Price of New Listings	\$439,950	\$427,450	- 2.8%	\$385,000	\$435,500	+ 13.1%
Median List Price at Time of Sale	\$329,900	\$360,000	+ 9.1%	\$350,000	\$399,900	+ 14.3%
Inventory of Homes for Sale	95	95	0.0%	—	—	—
Months Supply of Inventory	1.1	1.4	+ 27.3%	—	—	—

* Does not account for sale concessions and/or downpayment assistance. | Percent changes are calculated using rounded figures and can sometimes look extreme due to small sample size.

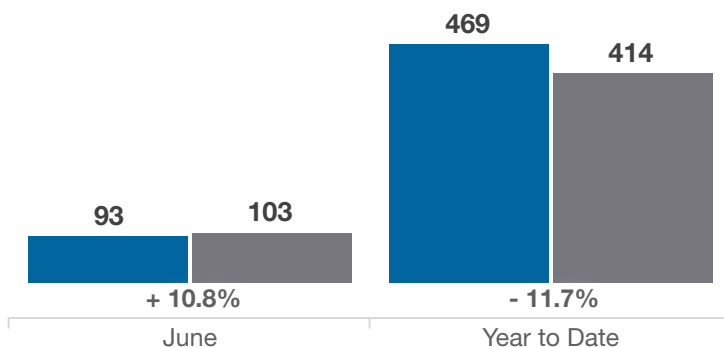
Closed Sales

■ 2022 ■ 2023



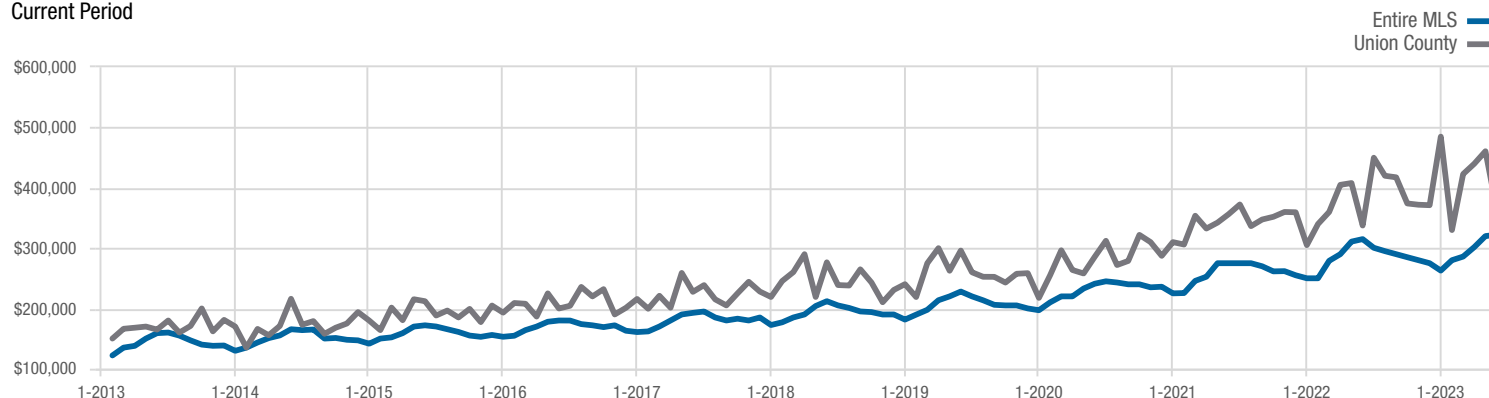
In Contracts

■ 2022 ■ 2023



Median Sales Price

Current Period



Each data point represents the median sales price in a given month.

Union County

