

Local Market Update – June 2023

A RESEARCH TOOL PROVIDED BY THE COLUMBUS REALTORS®
BASED ON RESIDENTIAL LISTING DATA ONLY



Valleyview (Corp.)

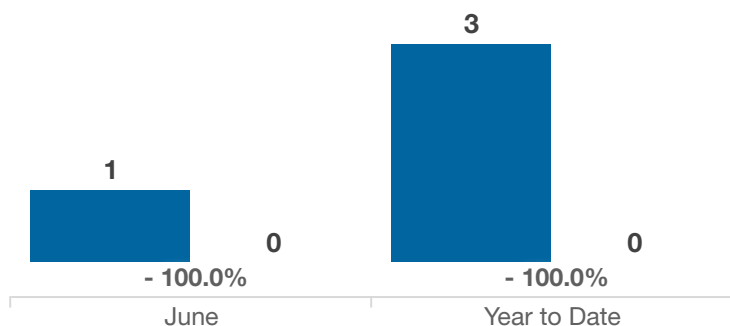
Franklin County

Key Metrics	June			Year to Date		
	2022	2023	% Change	Thru 6-2022	Thru 6-2023	% Change
Closed Sales	1	0	- 100.0%	3	0	- 100.0%
In Contracts	3	1	- 66.7%	5	1	- 80.0%
Average Sales Price*	\$145,000	—	—	\$172,283	—	—
Median Sales Price*	\$145,000	—	—	\$182,000	—	—
Average Price Per Square Foot*	\$232.37	—	—	\$180.85	—	—
Percent of Original List Price Received*	100.0%	—	—	100.4%	—	—
Percent of Last List Price Received*	100.0%	—	—	100.4%	—	—
Days on Market Until Sale	5	—	—	7	—	—
New Listings	3	1	- 66.7%	5	1	- 80.0%
Median List Price of New Listings	\$159,900	\$209,850	+ 31.2%	\$179,900	\$209,850	+ 16.6%
Median List Price at Time of Sale	\$145,000	—	—	\$179,900	—	—
Inventory of Homes for Sale	0	0	0.0%	—	—	—
Months Supply of Inventory	—	—	—	—	—	—

* Does not account for sale concessions and/or downpayment assistance. | Percent changes are calculated using rounded figures and can sometimes look extreme due to small sample size.

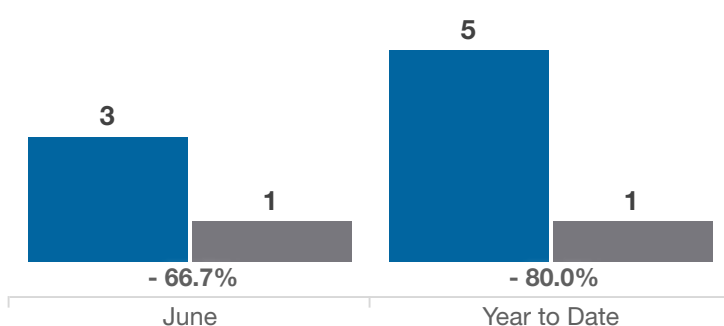
Closed Sales

■ 2022 ■ 2023



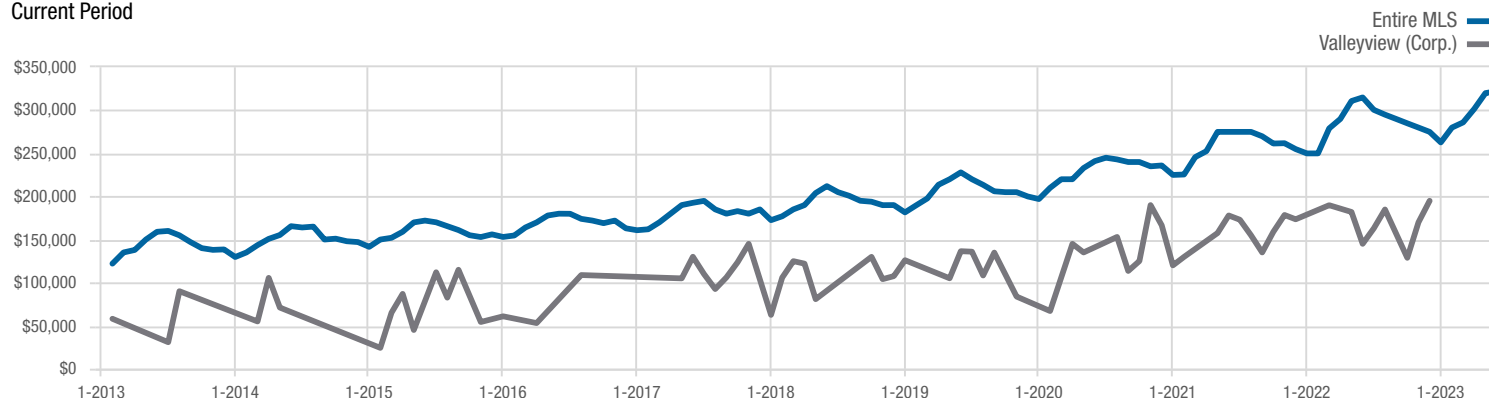
In Contracts

■ 2022 ■ 2023



Median Sales Price

Current Period



Each data point represents the median sales price in a given month.

Local Market Update – June 2023

A RESEARCH TOOL PROVIDED BY THE COLUMBUS REALTORS®
BASED ON RESIDENTIAL LISTING DATA ONLY

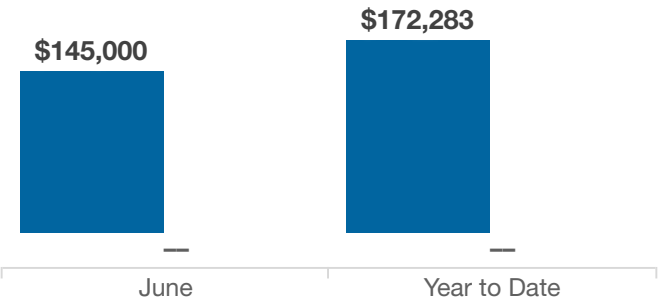


Valleyview (Corp.)

Franklin County

Average Sales Price

2022 2023



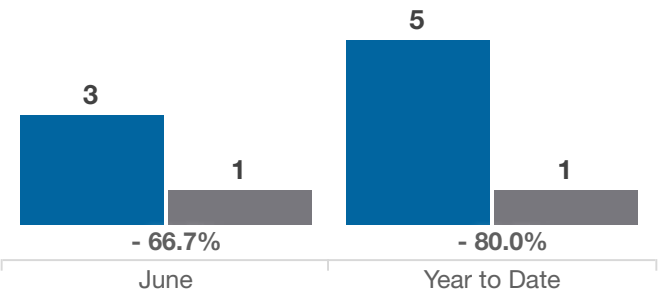
Inventory of Homes for Sale

2022 2023



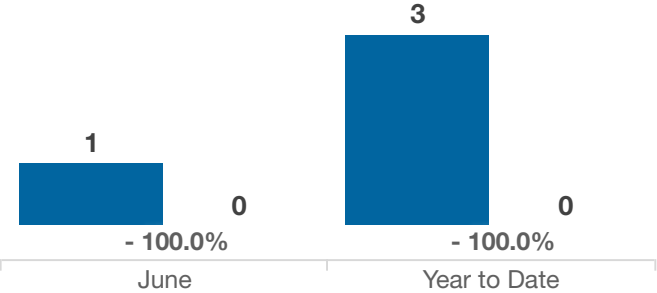
New Listings

2022 2023



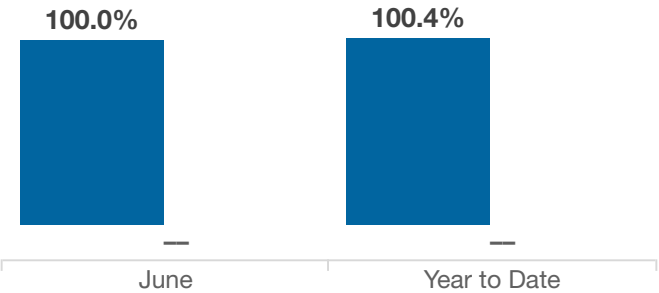
Single Family Sales

2022 2023



Pct. Of Orig. List Price Received

2022 2023



Condo Sales

2022 2023

