

Local Market Update – June 2023

A RESEARCH TOOL PROVIDED BY THE COLUMBUS REALTORS®
BASED ON RESIDENTIAL LISTING DATA ONLY



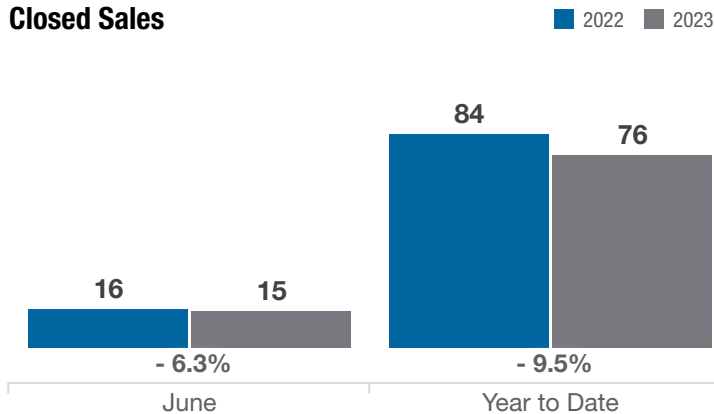
Washington Court House City School District

Fayette County

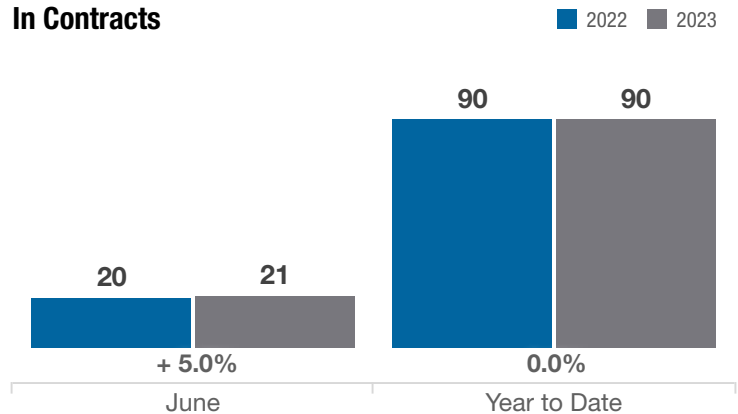
Key Metrics	June			Year to Date		
	2022	2023	% Change	Thru 6-2022	Thru 6-2023	% Change
Closed Sales	16	15	- 6.3%	84	76	- 9.5%
In Contracts	20	21	+ 5.0%	90	90	0.0%
Average Sales Price*	\$222,581	\$190,107	- 14.6%	\$174,025	\$167,079	- 4.0%
Median Sales Price*	\$205,000	\$170,000	- 17.1%	\$158,000	\$150,850	- 4.5%
Average Price Per Square Foot*	\$124.15	\$136.99	+ 10.3%	\$114.13	\$117.44	+ 2.9%
Percent of Original List Price Received*	100.1%	97.7%	- 2.4%	99.4%	95.1%	- 4.3%
Percent of Last List Price Received*	101.7%	100.0%	- 1.7%	100.9%	97.8%	- 3.1%
Days on Market Until Sale	9	32	+ 255.6%	13	37	+ 184.6%
New Listings	22	19	- 13.6%	114	91	- 20.2%
Median List Price of New Listings	\$169,500	\$189,700	+ 11.9%	\$164,450	\$159,900	- 2.8%
Median List Price at Time of Sale	\$197,450	\$179,900	- 8.9%	\$154,700	\$150,950	- 2.4%
Inventory of Homes for Sale	28	10	- 64.3%	—	—	—
Months Supply of Inventory	1.5	0.7	- 53.3%	—	—	—

* Does not account for sale concessions and/or downpayment assistance. | Percent changes are calculated using rounded figures and can sometimes look extreme due to small sample size.

Closed Sales

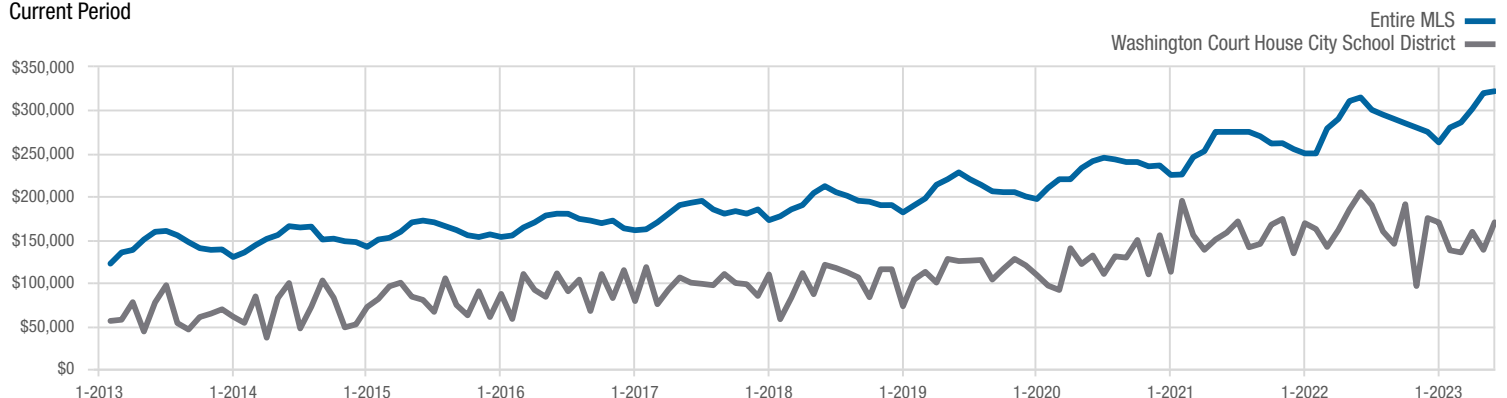


In Contracts



Median Sales Price

Current Period



Each data point represents the median sales price in a given month.

Washington Court House City School District

Fayette County

