

Local Market Update – June 2023

A RESEARCH TOOL PROVIDED BY THE COLUMBUS REALTORS®
BASED ON RESIDENTIAL LISTING DATA ONLY



Whitehall (Corp.)

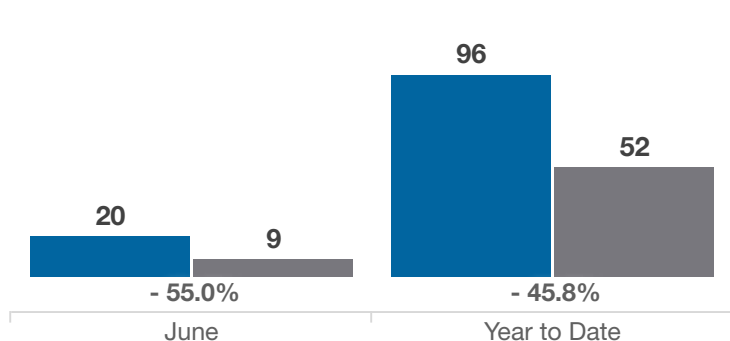
Franklin County

Key Metrics	June			Year to Date		
	2022	2023	% Change	Thru 6-2022	Thru 6-2023	% Change
Closed Sales	20	9	- 55.0%	96	52	- 45.8%
In Contracts	28	16	- 42.9%	110	64	- 41.8%
Average Sales Price*	\$218,965	\$218,489	- 0.2%	\$192,431	\$192,616	+ 0.1%
Median Sales Price*	\$178,500	\$245,900	+ 37.8%	\$179,000	\$187,500	+ 4.7%
Average Price Per Square Foot*	\$162.56	\$143.19	- 11.9%	\$151.68	\$159.45	+ 5.1%
Percent of Original List Price Received*	100.9%	100.7%	- 0.2%	102.7%	98.8%	- 3.8%
Percent of Last List Price Received*	101.4%	100.7%	- 0.7%	103.0%	100.5%	- 2.4%
Days on Market Until Sale	9	7	- 22.2%	9	20	+ 122.2%
New Listings	28	13	- 53.6%	119	64	- 46.2%
Median List Price of New Listings	\$162,500	\$159,900	- 1.6%	\$170,000	\$189,900	+ 11.7%
Median List Price at Time of Sale	\$179,950	\$239,900	+ 33.3%	\$174,900	\$185,750	+ 6.2%
Inventory of Homes for Sale	9	7	- 22.2%	—	—	—
Months Supply of Inventory	0.5	0.6	+ 20.0%	—	—	—

* Does not account for sale concessions and/or downpayment assistance. | Percent changes are calculated using rounded figures and can sometimes look extreme due to small sample size.

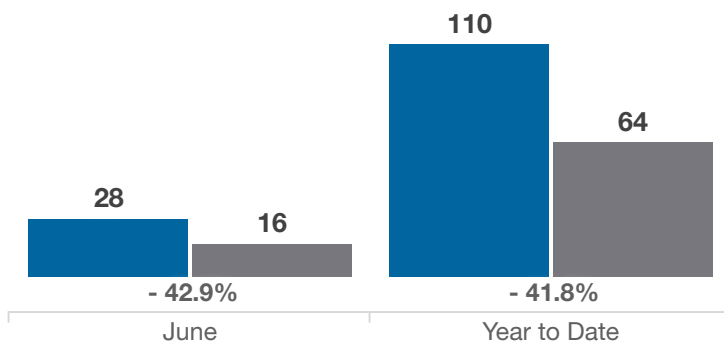
Closed Sales

■ 2022 ■ 2023



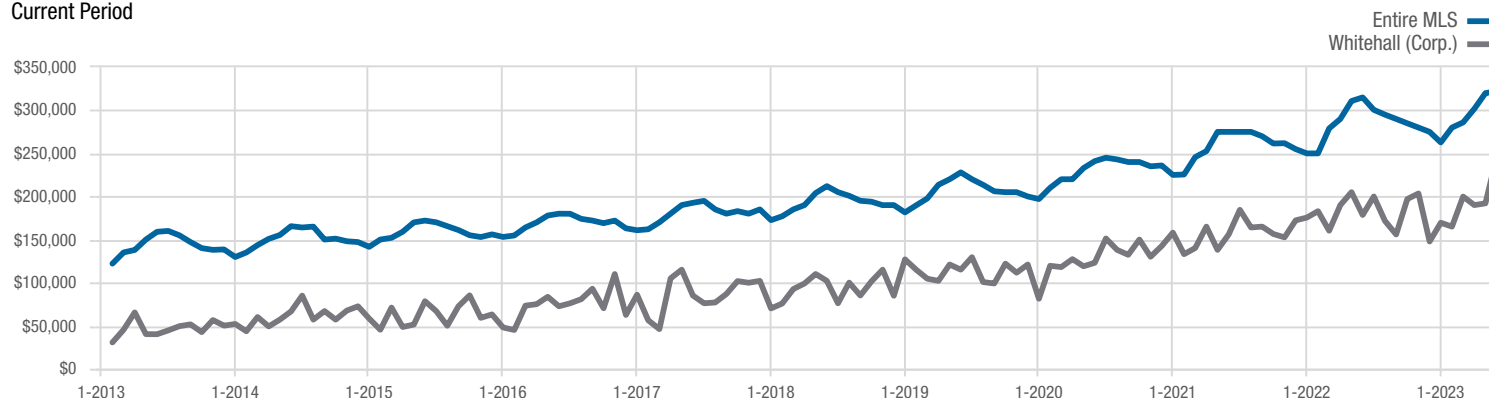
In Contracts

■ 2022 ■ 2023



Median Sales Price

Current Period



Each data point represents the median sales price in a given month.

Whitehall (Corp.)

Franklin County

