

# Local Market Update – June 2023

A RESEARCH TOOL PROVIDED BY THE COLUMBUS REALTORS®  
BASED ON RESIDENTIAL LISTING DATA ONLY



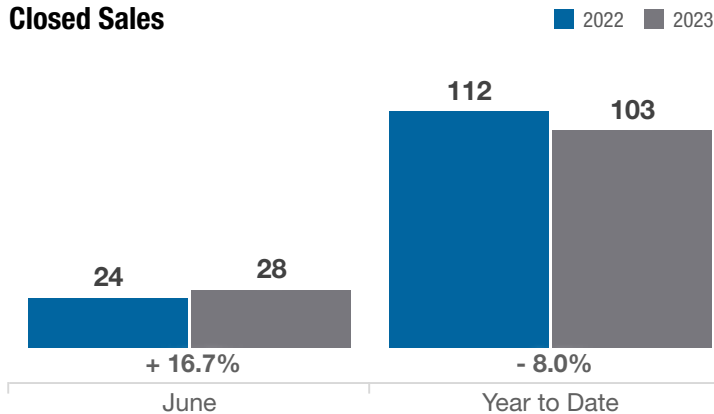
## Worthington (Corp.)

Franklin County

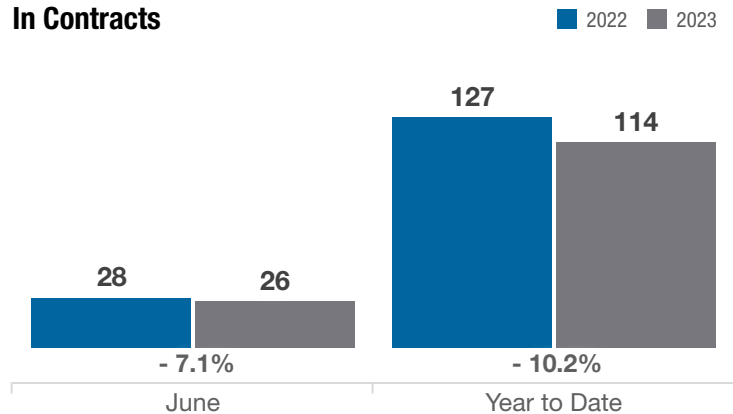
Key Metrics	June			Year to Date		
	2022	2023	% Change	Thru 6-2022	Thru 6-2023	% Change
Closed Sales	24	28	+ 16.7%	112	103	- 8.0%
In Contracts	28	26	- 7.1%	127	114	- 10.2%
Average Sales Price*	\$525,389	\$494,549	- 5.9%	\$502,560	\$474,033	- 5.7%
Median Sales Price*	\$455,000	\$450,000	- 1.1%	\$434,000	\$437,500	+ 0.8%
Average Price Per Square Foot*	\$277.79	\$270.45	- 2.6%	\$272.66	\$255.77	- 6.2%
Percent of Original List Price Received*	105.8%	105.6%	- 0.2%	107.2%	101.2%	- 5.6%
Percent of Last List Price Received*	106.5%	106.2%	- 0.3%	107.5%	102.6%	- 4.6%
Days on Market Until Sale	6	8	+ 33.3%	7	17	+ 142.9%
New Listings	33	25	- 24.2%	141	116	- 17.7%
Median List Price of New Listings	\$422,450	\$399,900	- 5.3%	\$426,125	\$425,000	- 0.3%
Median List Price at Time of Sale	\$455,000	\$449,900	- 1.1%	\$422,450	\$429,000	+ 1.6%
Inventory of Homes for Sale	18	13	- 27.8%	—	—	—
Months Supply of Inventory	0.9	0.7	- 22.2%	—	—	—

\* Does not account for sale concessions and/or downpayment assistance. | Percent changes are calculated using rounded figures and can sometimes look extreme due to small sample size.

### Closed Sales

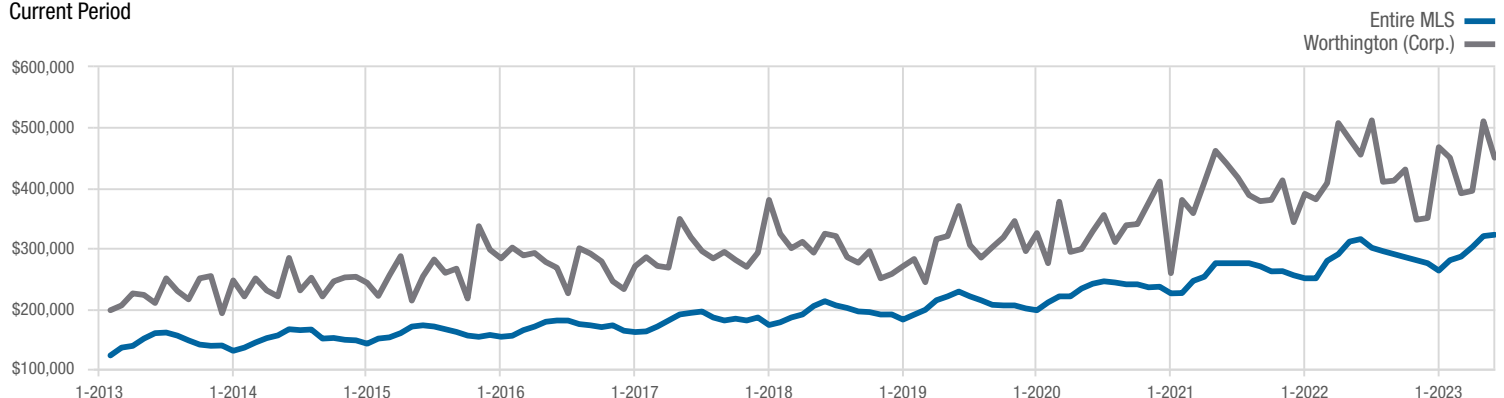


### In Contracts



### Median Sales Price

Current Period



Each data point represents the median sales price in a given month.

Worthington (Corp.)

Franklin County

