

Local Market Update – July 2023

A RESEARCH TOOL PROVIDED BY THE COLUMBUS REALTORS®
BASED ON RESIDENTIAL LISTING DATA ONLY



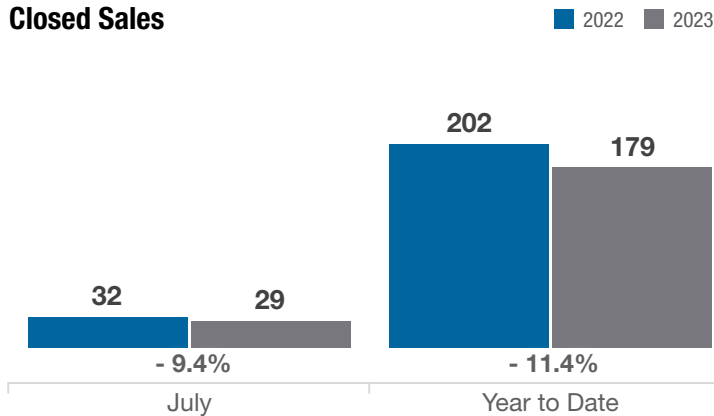
Big Walnut Local School District

Delaware County

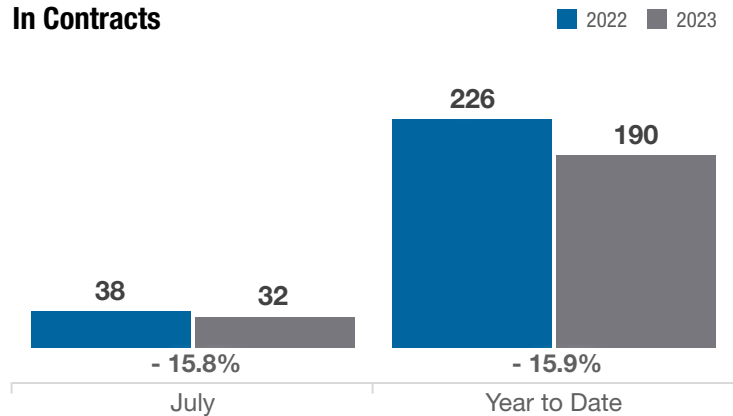
Key Metrics	July			Year to Date		
	2022	2023	% Change	Thru 7-2022	Thru 7-2023	% Change
Closed Sales	32	29	- 9.4%	202	179	- 11.4%
In Contracts	38	32	- 15.8%	226	190	- 15.9%
Average Sales Price*	\$553,136	\$655,895	+ 18.6%	\$548,122	\$526,666	- 3.9%
Median Sales Price*	\$499,990	\$511,000	+ 2.2%	\$470,515	\$486,500	+ 3.4%
Average Price Per Square Foot*	\$228.54	\$253.12	+ 10.8%	\$228.54	\$231.62	+ 1.3%
Percent of Original List Price Received*	102.0%	98.7%	- 3.2%	102.4%	98.7%	- 3.6%
Percent of Last List Price Received*	102.1%	99.8%	- 2.3%	102.6%	100.0%	- 2.5%
Days on Market Until Sale	8	39	+ 387.5%	14	36	+ 157.1%
New Listings	43	28	- 34.9%	251	212	- 15.5%
Median List Price of New Listings	\$445,400	\$484,450	+ 8.8%	\$469,900	\$499,900	+ 6.4%
Median List Price at Time of Sale	\$475,000	\$509,900	+ 7.3%	\$460,747	\$499,900	+ 8.5%
Inventory of Homes for Sale	41	43	+ 4.9%	—	—	—
Months Supply of Inventory	1.3	1.6	+ 23.1%	—	—	—

* Does not account for sale concessions and/or downpayment assistance. | Percent changes are calculated using rounded figures and can sometimes look extreme due to small sample size.

Closed Sales

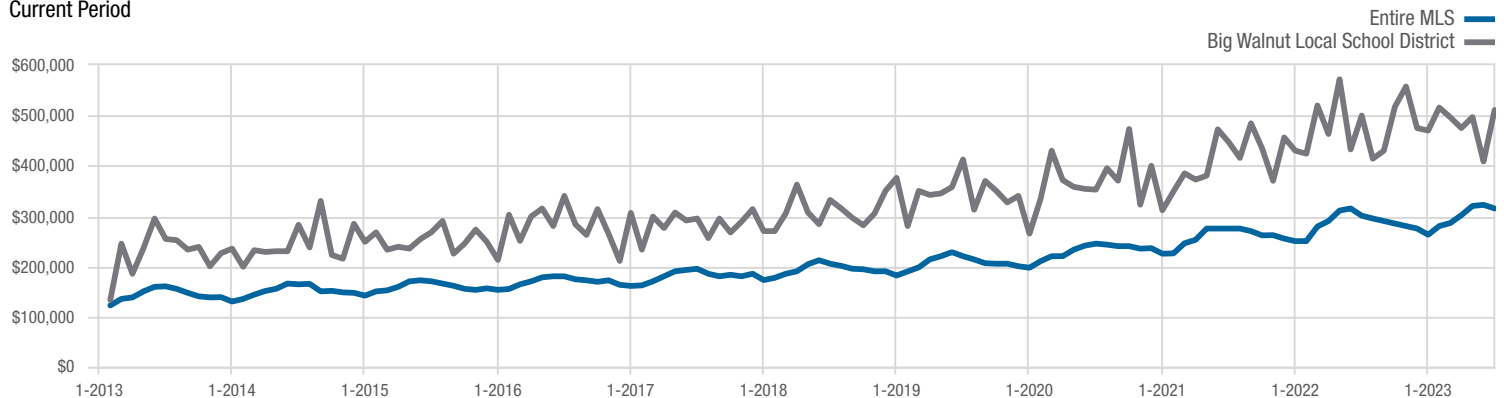


In Contracts



Median Sales Price

Current Period



Each data point represents the median sales price in a given month.

Big Walnut Local School District

Delaware County

